



BR BR - EVO

Catalogo Tecnico


Technical catalogue

Catalogue technique


Technischer Katalog

Catálogo Técnico

Catálogo Técnico



**Battioni®
Pagani
Pompe**



Your choice without compromises



Battioni®
Pagani
Pompe



First in pioneering the vacuum industry since 1952, Battioni Pagani Pompe® is the worldwide leader in design and manufacturing of Rotary Vanes Vacuum Pumps for agricultural and industrial markets.

With over 50 years of experience of our customer applications and needs from all over the world, Battioni Pagani Pompe® know-how has been built through continuous investment in product development, supply chain and mass volume manufacturing to provide the highest product performances at the lowest cost.

Our new scientific method and rigorous approach to product design and our advanced automated manufacturing processes have been instrumental to improve our products over time combining the right mix of technology innovation with our traditional long standing values of quality and reliability.

With the largest production capacity in the world of over 20.000 pumps per year and with more than 500.000 pumps delivered to over 100 countries, Battioni Pagani Pompe® is recognized for its proven track record of consistent delivery of performance, quality and reliability by all people that do not accept compromises.

Pioniere dal 1952 nel settore del vuoto, Battioni Pagani Pompe® è il leader mondiale nella progettazione e produzione di pompe per vuoto rotative a palette per i mercati agricolo e industriale.


Con oltre 50 anni di esperienza delle applicazioni e delle necessità dei propri clienti in tutto il mondo, Battioni Pagani Pompe® ha costruito e consolidato negli anni il proprio know-how grazie ai continui investimenti in ricerca e sviluppo, in ottimizzazione della supply-chain e in automazione della produzione di massa garantendo sempre un prodotto al top delle prestazioni al minimo costo.

Il moderno metodo scientifico e l'approccio rigoroso alla progettazione uniti ad avanzati processi di produzione automatizzati sono i fondamenti che hanno permesso un continuo miglioramento dei prodotti nel tempo combinando il giusto mix di innovazione tecnologica con i tradizionali valori di qualità e affidabilità.

Con la più elevata capacità produttiva al mondo di oltre 20.000 pompe all'anno e con più di 500.000 pompe consegnate in oltre 100 paesi, il marchio Battioni Pagani Pompe® è riconosciuto nel mondo come sinonimo di alte prestazioni, qualità e affidabilità da parte di tutti coloro che non accettano compromessi.


BR EVO

50 - 90 - 170 - 260



BR

40 - 80 - 120 - 160 - 200 - 240 - 280



APPLICATIONS

Battioni Pagani Pompe® rotary lobes pumps have been used for decades in a multitude of applications whenever pumping of various types of liquids is required.

Agricultural/farming applications: pig and cows slurry handling, slurry trucks, biogas systems etc.

Agricultural/farming applications: slurry and muds handling to avoid sedimentations in stocking tanks.

Municipal and waste management industry: auxiliary pump for liquid handling, low pressure cleaning in vacuum sewage cleaning trucks etc.

Dewatering: building dewatering and fields drainage.

Water treatment and sewage treatment plants: to feed centrifuges, press belts, filter presses to dose lime flocculants, to direct prime sludge, digested sludge, sewage sludge, washing water etc.

ATEX 94/9/CE compliant (on request): use allowed in petrochemical plants, offshore platforms, distilleries, paint manufacturing, fabrics dyeing, etc.

CAMPI D'IMPIEGO

Le pompe a lobi Battioni Pagani Pompe® sono impiegate da decenni in diverse applicazioni dove è necessario movimentare liquidi di diversa natura e per diverse finalità.

Agricoltura / allevamento: movimentazione liquami suini e bovini, per cisterne su gomma, per impianti biogas ecc.

Agricoltura / allevamento: movimentazione liquami e fanghi per evitare sedimentazioni in vasche di raccolta.

Camion spurgo: applicazione come pompa ausiliaria per travaso liquidi, per pulizie bassa pressione ecc.

Dewatering: prosciugamento edifici e bonifica terreni.

Trattamento acque, impianti di depurazione: per alimentare centrifughe, nastri pressa, filtri pressa per dosare latte di calce flocculanti, per convogliare fanghi primari, fanghi digeriti, fanghi di acque di scarico, acque di lavaggio, ecc.

Possibilità di utilizzo in atmosfera potenzialmente esplosiva secondo direttiva ATEX 94/9/CE (a richiesta): petrolchimico, piattaforme offshore, distillerie, produzione vernici, tintura tessuti, ecc.

BR EVO

50 - 90 - 170 - 260

CE shaft guard.

Protezione albero CE.

Lockings to grant perfect rotors timing synchronism.

Fasatura lobi perfetta garantita da utilizzo di calettatori di serie.

Heavy duty shafts.

Alberi per usi gravosi di serie.

The seals cooling room is included as standard feature to grant the cooling and lubrication of the tungsten carbide seals (Widia). Separate the gearbox from the pumping unit preventing the entry of fluid in the gearbox in the event of seal failure


Camera raffreddamento tenute di serie. Permette il raffreddamento e la lubrificazione delle tenute in carburo di tungsteno (Widia). Separa il gruppo pompante dalla scatola ingranaggi, evitando l'ingresso di fluidi nella scatola ingranaggi in caso di rottura della tenuta.

Easy maintenance rear shaft support (standard on BR EVO 170 and 260).

Supporto posteriore per alberi easy maintenance, di serie per BR EVO 170 and 260.


Wear-resistant special steel plates.

Piastre anti-usura in acciaio speciale di serie.




The version / D has been designed to be driven by cardan shaft at 540 rpm.

La versione / D è stata ideata per essere azionata tramite albero cardanico a 540 rpm.




The version / P is driven by pulleys and belts, particularly for truck application.

La versione / P è azionata tramite puleggia e cinghie in particolare per applicazioni su camion



The version / H has been designed to be driven by hydraulic motor.

La versione / H è stata ideata per essere azionata tramite motore idraulico.



CE

Tungsten carbide (Widia) seals specifically designed for heavy duty applications to grant maximum wear-resistance.

Tenute meccaniche in carburo di tungsteno (Widia): studiate per usi gravosi e anti-usura.

Lockings to grant perfect timing synchronism.

Fasatura perfetta garantita da utilizzo di calettatori di serie.

Friendly Maintenance

On-site maintenance and inside cleaning (replacing of rotors, seals and special steel plates) can be achieved without dismantling the pump from the system by simply manually removing the rear cover (no tools are required). This reduces drastically service time and maintenance costs.

Facile manutenzione e pulizia

Il coperchio posteriore può essere smontato velocemente senza alcun utensile e permette manutenzione on site (sostituzione rotori, tenute e piastre anti-usura in acciaio speciale) senza smontare la pompa dall'impianto. Forte riduzione di tempi e costi di intervento.

The trilobe rotor design: higher self-priming capabilities at lower revs (up to 8 meters column of water). Available coatings are: NBR rubber, FKM rubber, EPDM rubber.

Geometria trilobata del rotore di serie: maggior capacità autoadescante anche a bassi giri (fino a 8 metri di colonna d'acqua). Rivestimenti disponibili: gomma NBR, gomma FKM, gomma EPDM.

Wear-resistant special steel plates.

Piastre anti-usura in acciaio speciale di serie.

OTHER FEATURES :

- Self-priming up to 8 meter column of water depth (also at low rpm);
- Both directions rotation allowed;
- Flow of solid parts (up to 30 mm) through the pump allowed.

CARATTERISTICHE:

- Autoadescante fino a 8 metri di colonna d'acqua di profondità, anche a bassi regimi di giri;
- Flusso reversibile in entrambi i sensi di marcia;
- Possibilità di pompaggio di prodotti contenenti anche corpi solidi fino a 30 mm di diametro.

BR

40 - 80 - 120 - 160 - 200 - 240 - 280

Low cost stator and lobes replacement.

Economica sostituzione statori e lobi.

Wear-resistant special steel plates.

Piastre anti-usura in acciaio speciale di serie.

Available coatings are: NBR rubber, SBR rubber, FKM rubber, EPDM rubber.

Rivestimenti disponibili: gomma NBR, gomma SBR, gomma FKM, gomma EPDM.

FKM sealings up to 10 bar resistant.

Tenute in FKM per pressioni fino a 10 bar.

Double bearings shaft support for high pressure resistance.

Albero sostenuto da due cuscinetti per alte pressioni.


Double splined shaft to reverse rotational direction.

Doppio albero per versione D per invertire senso di rotazione.

CE




**Battioni®
Pagani
Pompe**




The version / D has been designed to be driven by cardan shaft at 540 rpm.

La versione / D è stata ideata per essere azionata tramite albero cardanico a 540 rpm.




The version / P is driven by pulleys and belts, particularly for truck application.

La versione / P è azionata tramite puleggia e cinghie in particolare per applicazioni su camion.




The version / H has been designed to be driven by hydraulic motor.

La versione / H è stata ideata per essere azionata tramite motore idraulico.



The version / HM has been designed to be driven by hydraulic motor.

La versione / HM è stata ideata per essere azionata tramite motore idraulico.




The version / EL has been designed to be driven by electric motor.


La versione / EL è stata ideata per essere azionata tramite motore elettrico.

BR EVO / D

50 - 90 - 170 - 260



Battioni®
Pagani
Pompe



The version / D has been designed to be driven by cardan shaft at 540 rpm.

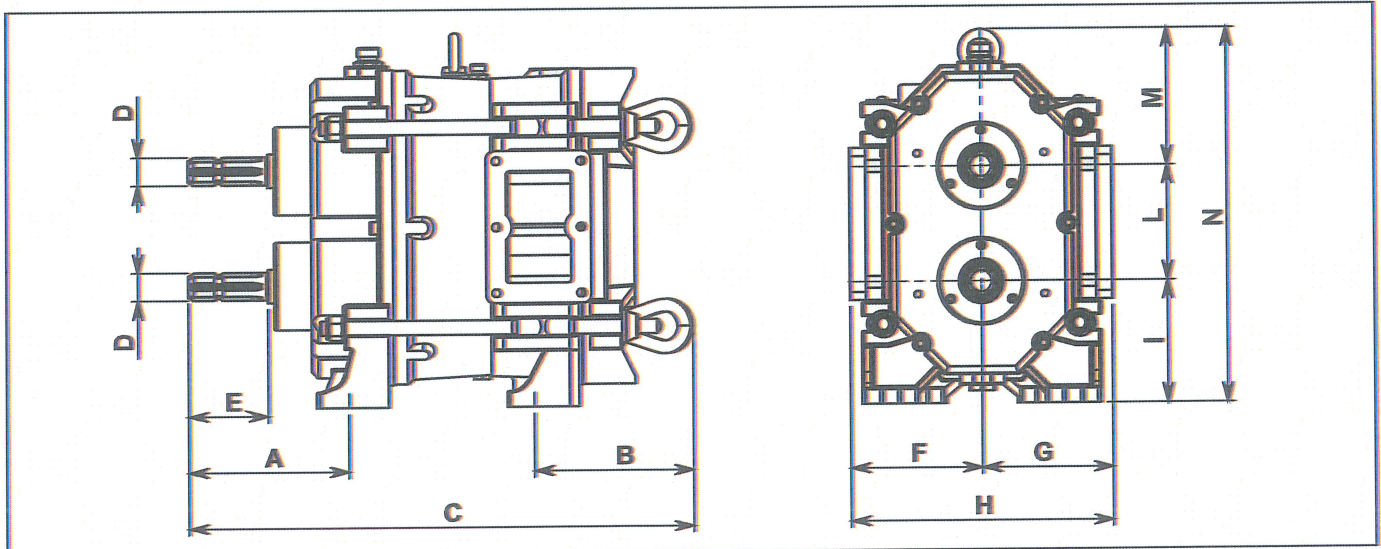
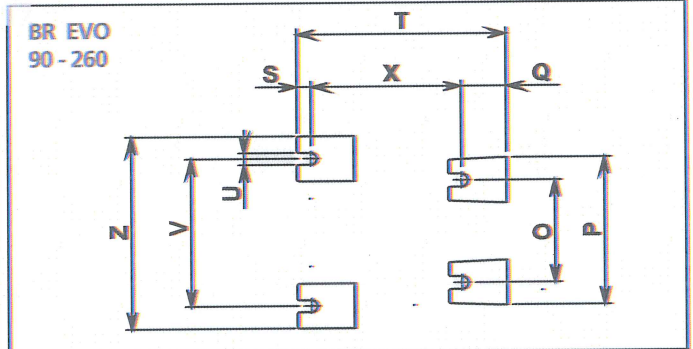
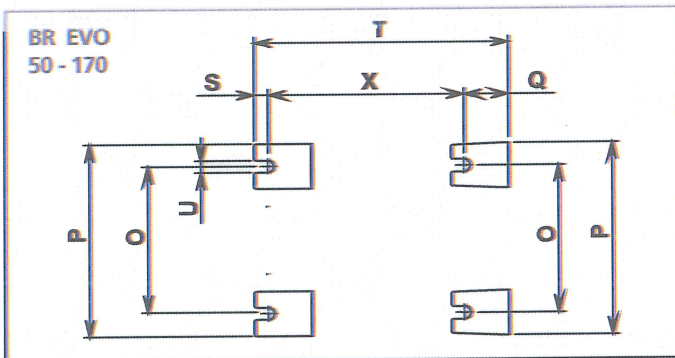
La versione / D è stata ideata per essere azionata tramite albero cardanico a 540 rpm.

La version / D a été projetée pour être actionnée par un arbre à cardan 540 tpm.

In der Version / D die Antriebswelle (Zapfwelle) wird über eine Kardanwelle zu 540 upm. betrieben.

La version / D ha sido concebida para ser accionada a través una transmisión cardan a 540 rpm

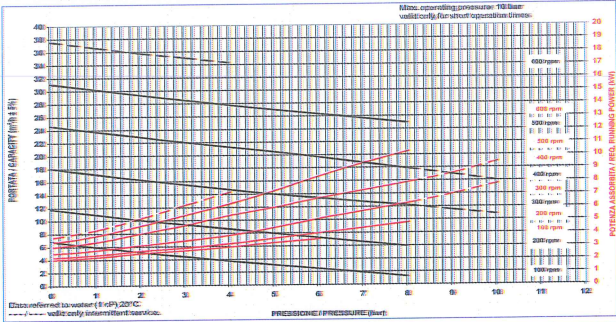
A versão / D foi projectada para funcionar com eixo de cardan a 540 rpm.



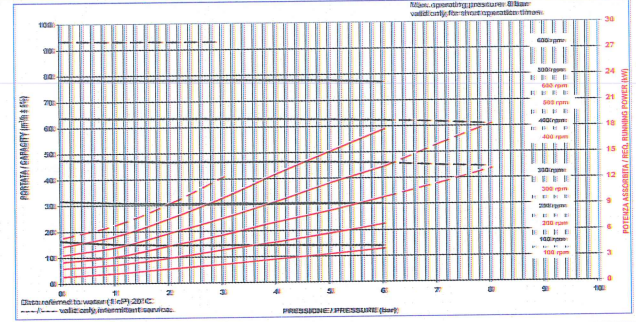
SIDE CONNECTION HOLES - SEE PAGE 29
FLANGIATURA LATERALE VEDI PAG. 29

| Article | A | B | C | D | E | F | G | H | I | L | M | N | O | P | Q | S | T | U | V | Z | X |
|--------------|-----|-----|-----|--------|-----|-------|-------|-----|-----|-----|-----|-----|-----|-----|----|----|-----|----|-----|-----|-----|
| BR EVO 50/D | 181 | 183 | 542 | 1" 3/8 | 100 | 187,5 | 187,5 | 375 | 120 | 99 | 130 | 349 | 170 | 225 | 50 | 21 | 249 | 18 | - | - | 178 |
| BR EVO 90/D | 183 | 214 | 634 | 1" 3/8 | 100 | 165 | 165 | 330 | 153 | 144 | 171 | 468 | 160 | 230 | 70 | 22 | 329 | 19 | 230 | 300 | 237 |
| BR EVO 170/D | 183 | 214 | 704 | 1" 3/8 | 100 | 150 | 150 | 300 | 153 | 144 | 171 | 468 | 230 | 300 | 70 | 22 | 399 | 19 | - | - | 307 |
| BR EVO 260/D | 180 | 217 | 696 | 1" 3/4 | 100 | 189 | 189 | 378 | 174 | 176 | 195 | 545 | 190 | 260 | 61 | 20 | 381 | 20 | 305 | 370 | 300 |

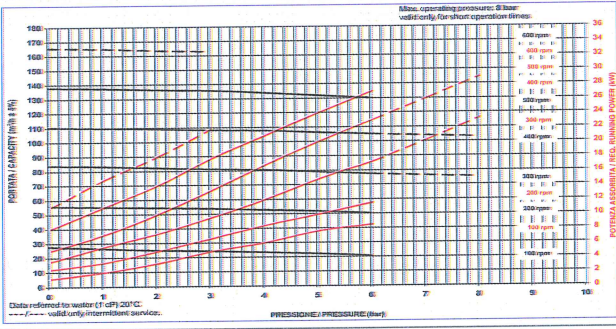
BR EVO 50 / D



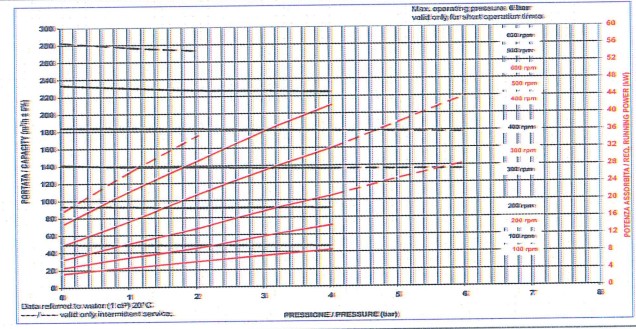
BR EVO 90 / D



BR EVO 170 / D



BR EVO 260 / D




| DATI TECNICI (technical data / données techniques / technische Daten / Datos técnicos) | | BR EVO 50/D | BR EVO 90/D | BR EVO 170/D | BR EVO 260/D | |
|---|-----|-------------|-------------|--------------|--------------|------|
| Portata geometrica (Geometrical capacity / Débit géométrique / Geometrisch leistung / Caudal geométrico / Capacidade geométrico) | * | [l / min] | 633 | 1567 | 2767 | 4718 |
| Portata geometrica (Geometrical capacity / Débit géométrique / Geometrisch leistung / Caudal geométrico / Capacidade geométrico) | * | [m³ / h] | 38 | 94 | 166 | 283 |
| Velocità massima (max rpm / tours maximum / max drehzahl / rpm max) | ** | [rpm] | 600 | 600 | 600 | 600 |
| Pressione max (Relativa) Max (relative) pressure / pression max (relative) / max (relativ) druck / presión max (relativa) | *** | [bar] | 10 | 8 | 8 | 6 |
| Ass. potenza (power absorption / absorption puissance / leistungsbeorarf / potencia absorbida) | | [kW] | 11 | 19 | 29 | 44 |
| Peso netto (net weight / poids net / netto-gewicht / peso neto) | | [Kg] | 82 | 152 | 167 | 216 |

* Indicative data. The actual capacity depends on pumped fluid and working conditions.
 ** Max value valid for non-continuous working.
 *** Valid for short periods, only. For continuous work, please contact Technical Dept.
 Please note that lobes rotors life decreases at high pressures.


* Valori teorici. La portata reale dipende dal fluido pompato e condizioni di utilizzo.
 ** Valore massimo valido solo per funzionamento intermittente.
 *** Valida solo per brevi periodi. Per funzionamento continuo prego contattare servizio tecnico.
 Si ricorda che la durata dei rotori a lobi si riduce alle alte pressioni.

BR EVO / P

50 - 90 - 170 - 260



Battioni®
Pagani
Pompe



The version / P is driven by pulleys and belts, particularly for truck application.

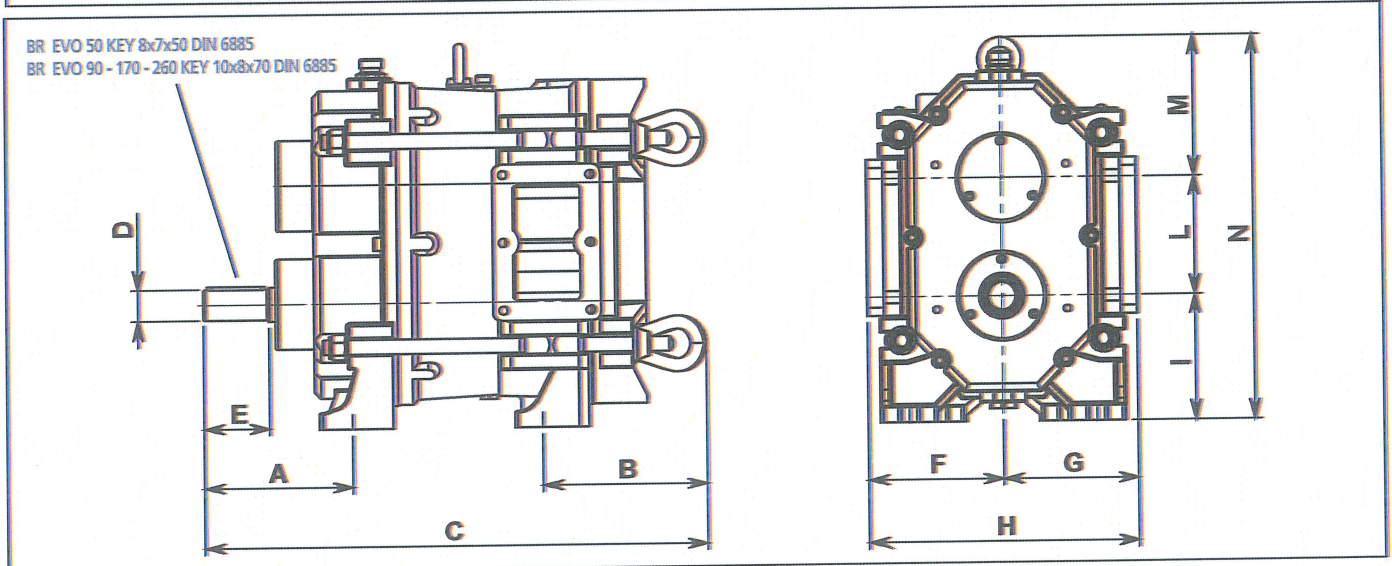
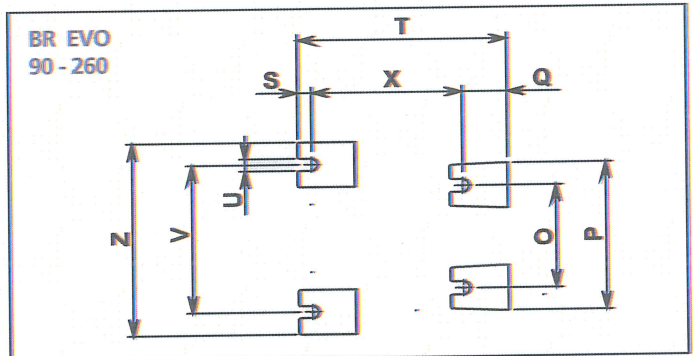
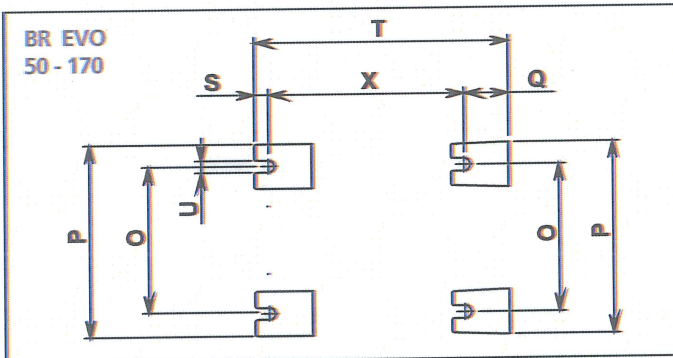
La versione / P è azionata tramite puleggia e cinghie, in particolare per applicazioni su camion.

La version / P est actionnée par poulies et courroies, en particulier pour application sur camion.

In der Version / P die Antriebswelle (Zapfwelle) wird über eine Riemenscheibe mit Riemen betrieben, besonders für Anwendungen auf Lkw.

La version / P ha sido concebida para ser accionada a través de polea, para aplicaciones sobre camión.

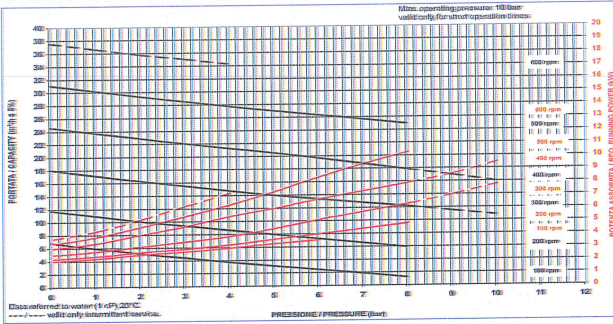
A versão / P é accionada por roldana e correias, especial para aplicações com camiões.



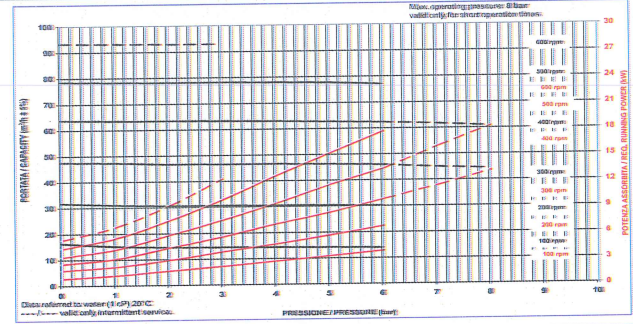
SIDE CONNECTION HOLES - SEE PAGE 29
FLANGIATURA LATERALE VEDI PAG. 29

| Article | A | B | C | D | E | F | G | H | I | L | M | N | O | P | Q | S | T | U | V | Z | X |
|--------------|-----|-----|-----|----|----|-------|-------|-----|-----|-----|-----|-----|-----|-----|----|----|-----|----|-----|-----|-----|
| BR EVO 50/P | 146 | 183 | 507 | 28 | 60 | 187,5 | 187,5 | 375 | 120 | 99 | 130 | 349 | 170 | 225 | 50 | 21 | 249 | 18 | - | - | 178 |
| BR EVO 90/P | 163 | 214 | 614 | 38 | 80 | 165 | 165 | 330 | 153 | 144 | 171 | 468 | 160 | 230 | 70 | 22 | 329 | 19 | 230 | 300 | 237 |
| BR EVO 170/P | 163 | 214 | 684 | 38 | 80 | 150 | 150 | 300 | 153 | 144 | 171 | 468 | 230 | 300 | 70 | 22 | 399 | 19 | - | - | 307 |
| BR EVO 260/P | 160 | 217 | 676 | 38 | 80 | 189 | 189 | 378 | 174 | 176 | 195 | 545 | 190 | 260 | 61 | 20 | 381 | 20 | 305 | 370 | 300 |

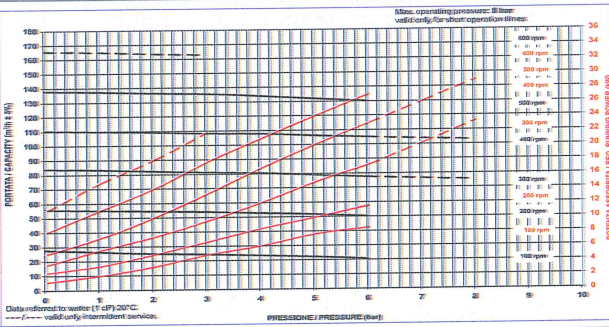
BR EVO 50 / P



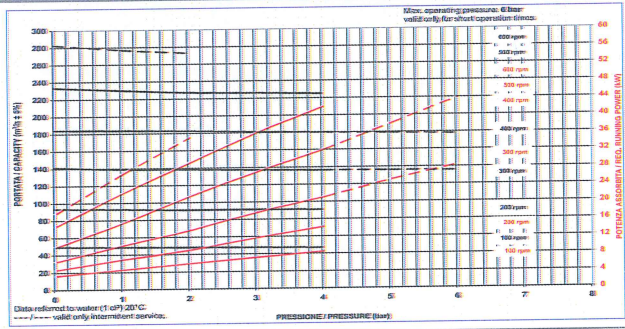
BR EVO 90 / P



BR EVO 170 / P



BR EVO 260 / P



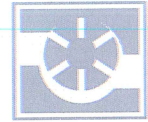
| DATI TECNICI (technical data / données techniques / technische Daten / Datos técnicos) | | BR EVO 50/P | BR EVO 90/P | BR EVO 170/P | BR EVO 260/P | |
|---|-----|-------------|-------------|--------------|--------------|------|
| Portata geometrica (Geometrical capacity / Débit géométrique / Geometrisch leistung / Caudal geométrico / Capacidade geométrica) | * | [l / min] | 633 | 1567 | 2767 | 4718 |
| Portata geometrica (Geometrical capacity / Débit géométrique / Geometrisch leistung / Caudal geométrico / Capacidade geométrica) | * | [m³ / h] | 38 | 94 | 166 | 283 |
| Velocità massima (max rpm / tours maximum / max drehzahl / rpm max) | ** | [rpm] | 600 | 600 | 600 | 600 |
| Pressione max (Relativa) Max (relative) pressure / pression max (relative) / max (relativ) druck / presión max (relativa) | *** | [bar] | 10 | 8 | 8 | 6 |
| Ass. potenza (power absorption / absorption puissance / leistungsbedarf / potencia absorvida) | | [kW] | 11 | 19 | 29 | 44 |
| Peso netto (net weight / poids net / netto-gewicht / peso neto) | | [Kg] | 80 | 150 | 165 | 214 |

* Indicative data. The actual capacity depends on pumped fluid and working conditions.
 ** Max value valid for non-continuous working.
 *** Valid for short periods, only. For continuous work, please contact Technical Dept.
 Please note that lobes rotors life decreases at high pressures.


* Valori teorici. La portata reale dipende dal fluido pompato e condizioni di utilizzo.
 ** Valore massimo valido solo per funzionamento intermittente.
 *** Valida solo per brevi periodi. Per funzionamento continuo prego contattare servizio tecnico.
 Si ricorda che la durata dei rotori a lobi si riduce alle alte pressioni.

BR EVO / H

50 - 90 - 170 - 260



Battioni®
Pagani
Pompe



The version / H has been designed to be driven by hydraulic motor.

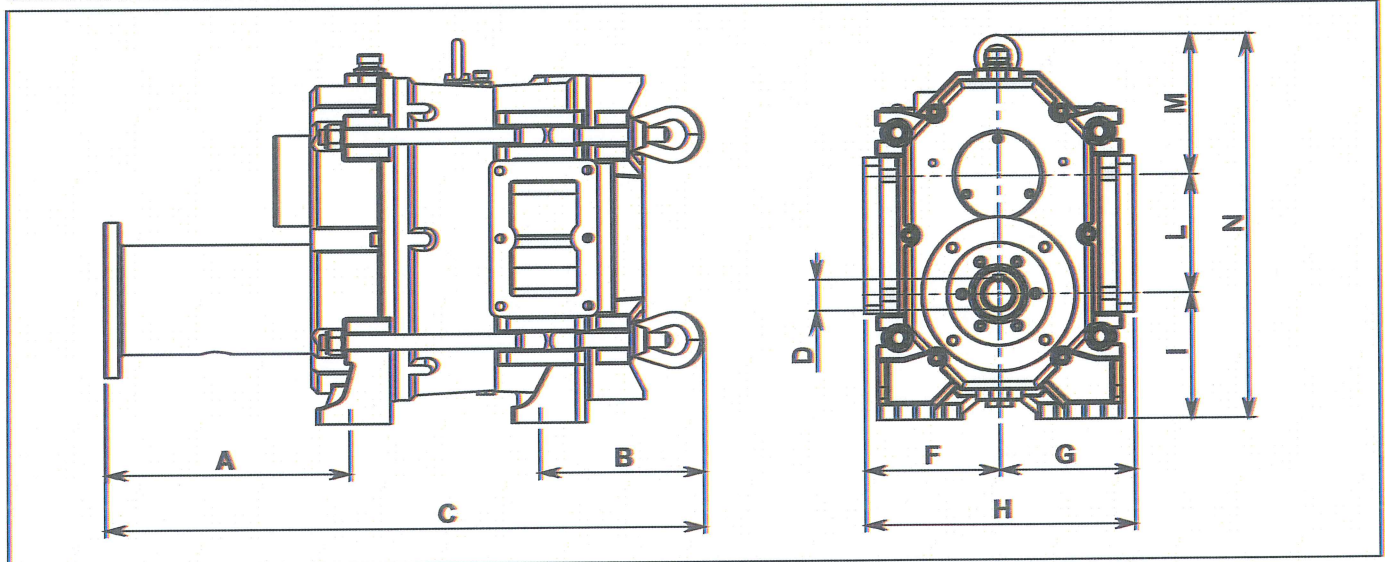
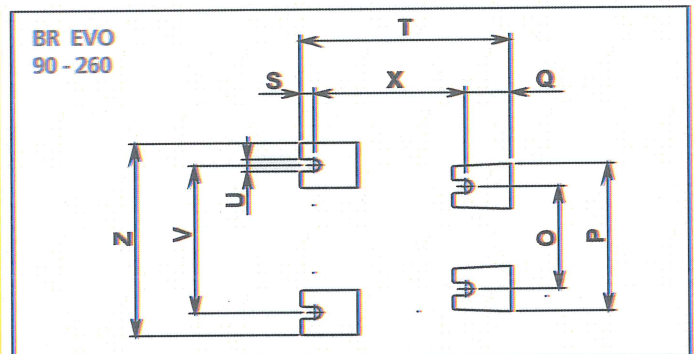
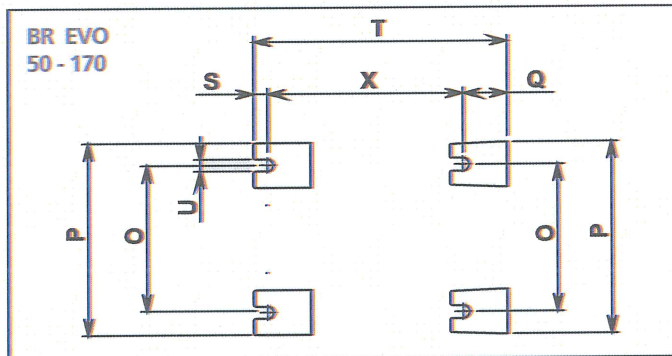
La versione / H è stata ideata per essere azionata tramite motore idraulico.

La version / H a été projetée pour être actionnée par un moteur hydraulique.

In der Version / H die Antriebswelle (Zapfwelle) wird über einen hydraulischen Zahnradmotor betrieben.

La version / H ha sido concebida para ser accionada a través de un motor hidráulico.

A versão / H foi projectada para funcionar com motor hidráulico.

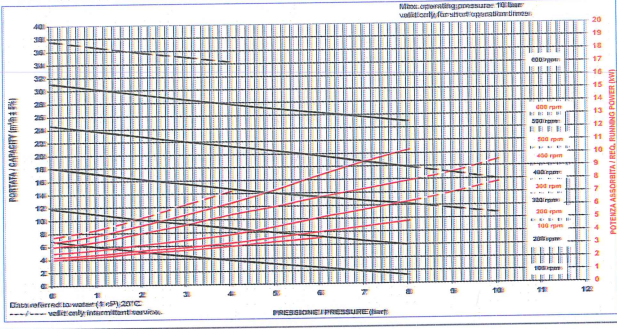


SIDE CONNECTION HOLES - SEE PAGE 29
FLANGIATURA LATERALE VEDI PAG. 29

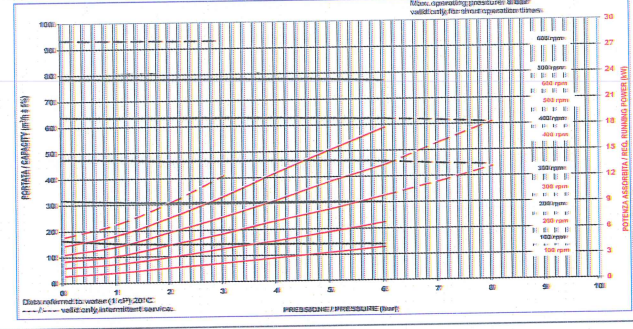
HYDRAULIC MOTOR CONNECTION - SEE PAGE 31
FLANGIATURA MOTORE IDRAULICO VEDI PAG. 31

| Article | A | B | C | D | F | G | H | I | L | M | N | O | P | Q | S | T | U | V | Z | X |
|--------------|-----|-----|-----|----|-------|-------|-----|-----|-----|-----|-----|-----|-----|----|----|-----|----|-----|-----|-----|
| BR EVO 50/H | 211 | 183 | 572 | 25 | 187,5 | 187,5 | 375 | 120 | 99 | 130 | 349 | 170 | 225 | 50 | 21 | 249 | 18 | - | - | 178 |
| BR EVO 90/H | 280 | 214 | 731 | 40 | 165 | 165 | 330 | 153 | 144 | 171 | 468 | 160 | 230 | 70 | 22 | 329 | 19 | 230 | 300 | 237 |
| BR EVO 170/H | 280 | 214 | 801 | 40 | 150 | 150 | 300 | 153 | 144 | 171 | 468 | 230 | 300 | 70 | 22 | 399 | 19 | - | - | 307 |
| BR EVO 260/H | 280 | 217 | 796 | 40 | 189 | 189 | 378 | 174 | 176 | 195 | 545 | 190 | 260 | 61 | 20 | 381 | 20 | 305 | 370 | 300 |

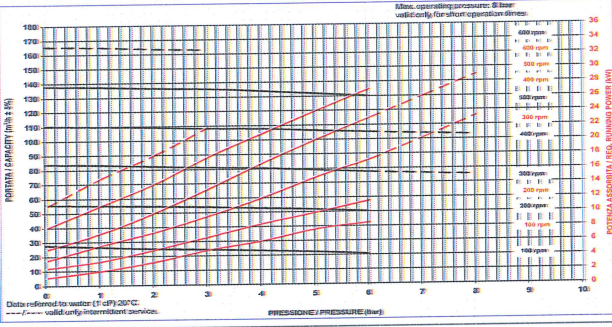
BR EVO 50 / H



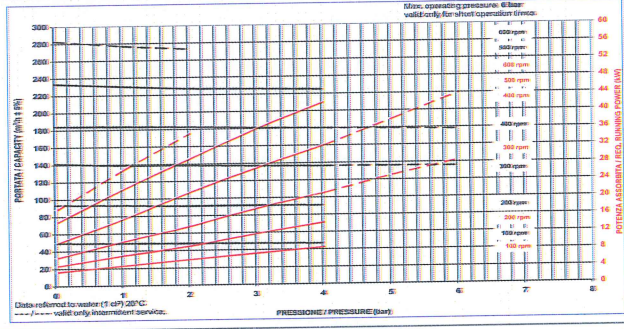
BR EVO 90 / H



BR EVO 170 / H

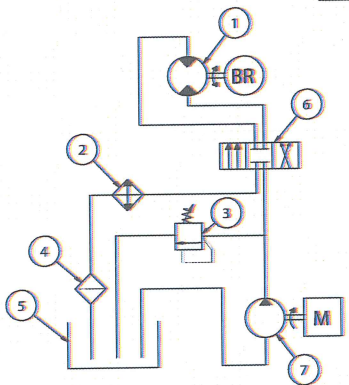


BR EVO 260 / H

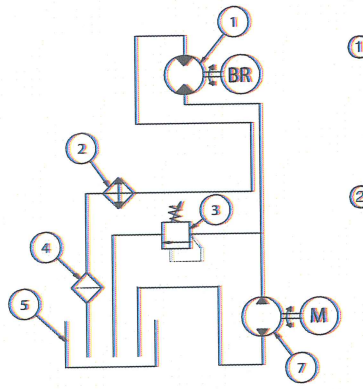


HYDRAULIC SYSTEM

UNIDIRECTIONAL MOTOR (M)



BIDIRECTIONAL MOTOR (M)



- ① Motore idraulico / Hydraulic motor / Moteur hydraulique / Hydraulic Motor / Motor hidráulico / Motor hidráulico
- ② Radiatore / Radiator / Radiateur / Radiator / Radiador / Radiador
- ③ Valvola di sovrappressione / Overpressure valve / Soupape de surpression / Überdruckventil / Válvula de sobrepresión / Válvula de sobrepresión
- ④ Filtro olio / Oil filter / Filtre de l'huile / Ölfilter / Filtro aceite / Filtro óleo
- ⑤ Serbatoio / Tank / Réservoir / Behälter / Depósito / Reservatório
- ⑥ Distributore / Distributor / Distributeur / Distributeur / Distribuidor / Distribuidor
- ⑦ Pompa idraulica / Hydraulic pump / Pompe hydraulique / Hydraulische Pumpe / Bomba hidráulica / Bomba hidráulica

| Code Codice | Displacement Cilindrata cc/rpm | BR EVO pump | Hydraulic System flow rate Portata impianto idraulico | R.P.M. Giri/min | Hydraulic System Pressure Pressione impianto idraulico | Hydraulic System Max Pressure Pressione Max impianto idraulico | Output Potenza Trasmessa | Torque Coppia | Article Articolo |
|----------------|--------------------------------------|--------------|--|--------------------|---|---|--------------------------------|------------------|---------------------|
| 5020400035 | 100 | BR EVO 50/H | 50 l/min | 500 | 150 bar | 175 bar | 10,5 kW | 220 Nm | 2901/A |
| 5020400036 | 200 | BR EVO 90/H | 100 l/min | 500 | 120 bar | 175 bar | 17,5 kW | 350 Nm | 2901/B |
| 5020400036 | 200 | BR EVO 170/H | 100 l/min | 500 | 190 bar | 175 bar | 25 kW | 540 Nm | 2901/B |
| 5020400037 | 315 | BR EVO 260/H | 125 l/min | 370 | 165 bar | 175 bar | 29 kW | 780 Nm | 2901/C |

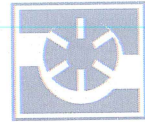
| DATI TECNICI (technical data / données techniques / technische Daten / Datos técnicos) | | BR EVO 50/H | BR EVO 90/H | BR EVO 170/H | BR EVO 260/H | |
|---|-----|-------------|-------------|--------------|--------------|------|
| Portata geometrica (Geometrical capacity / Débit géométrique / Geometrisch leistung / Caudal geométrico / Capacidade geométrica) | * | [l / min] | 633 | 1567 | 2767 | 4718 |
| Portata geometrica (Geometrical capacity / Débit géométrique / Geometrisch leistung / Caudal geométrico / Capacidade geométrica) | * | [m³ / h] | 38 | 94 | 166 | 283 |
| Velocità massima (max rpm / tours maximum / max drehzahl / rpm max) | ** | [rpm] | 600 | 600 | 600 | 600 |
| Pressione max (Relativa) Max (relative) pressure / pression max (relative) / max (relativ) druck / presion max (relativa) | *** | [bar] | 10 | 8 | 8 | 6 |
| Ass. potenza (power absorption / absorption puissance / leistungsbedarf / potencia absorbita) | | [kW] | 11 | 19 | 29 | 44 |
| Peso netto (net weight / poids net / netto-gewicht / peso neto) | | [Kg] | 85 | 156 | 171 | 220 |

* Indicative data. The actual capacity depends on pumped fluid and working conditions.
 ** Max value valid for non-continuous working.
 *** Valid for short periods, only. For continuous work, please contact Technical Dept.
 Please note that lobes rotors life decreases at high pressures.


* Valori teorici. La portata reale dipende dal fluido pompato e condizioni di utilizzo.
 ** Valore massimo valido solo per funzionamento intermittente.
 *** Valida solo per brevi periodi. Per funzionamento continuo prego contattare servizio tecnico.
 Si ricorda che: la durata dei rotori a lobi si riduce alle alte pressioni.

BR / D

40 - 80 - 120 - 160 - 200 - 240 - 280



Battioni®
Pagani
Pompe



The version / D has been designed to be driven by cardan shaft at 540 rpm.

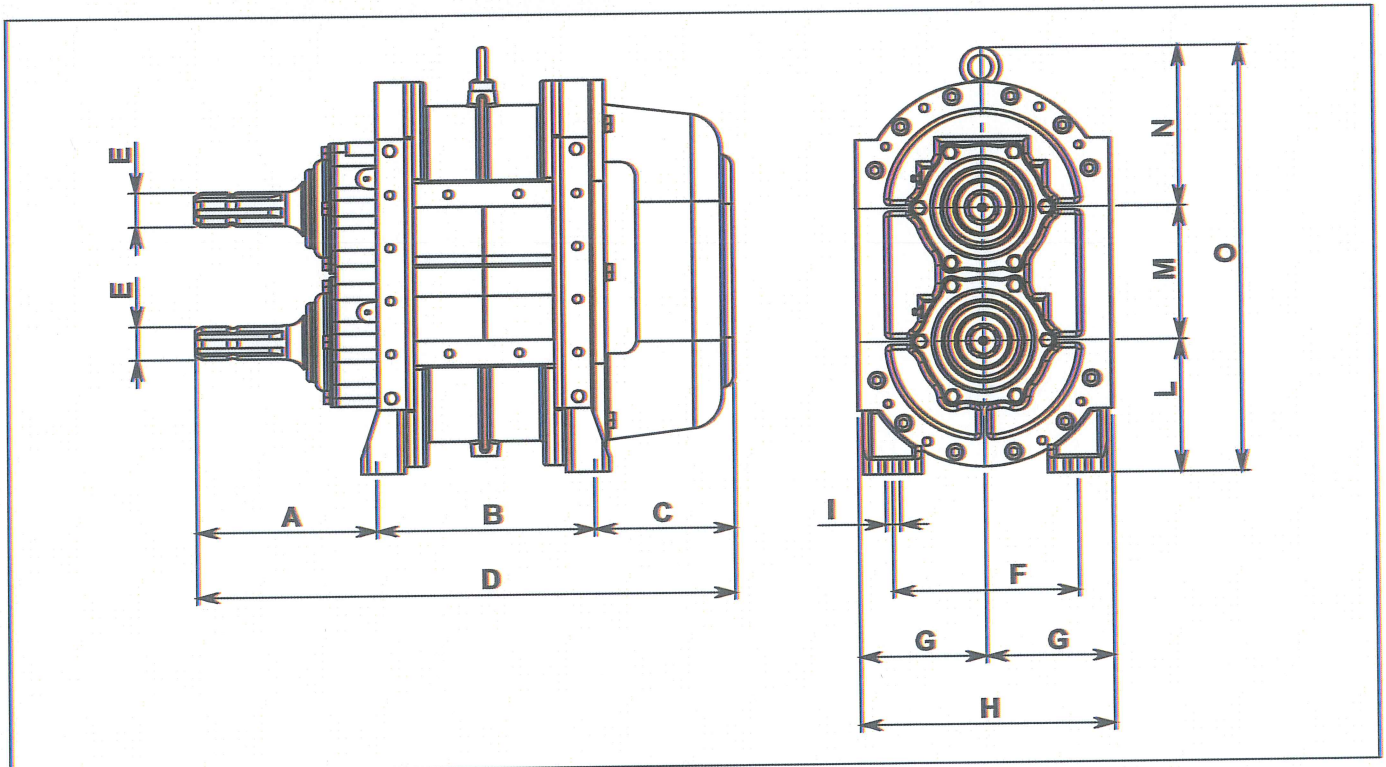
La versione / D è stata ideata per essere azionata tramite albero cardanico a 540 rpm.

La version / D a été projetée pour être actionnée par un arbre à cardan 540 tpm.

In der Version / D die Antriebswelle (Zapfwelle) wird über eine Kardanwelle zu 540 upm. betrieben.

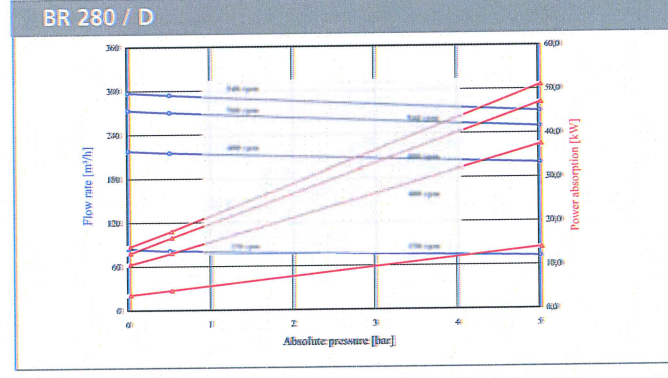
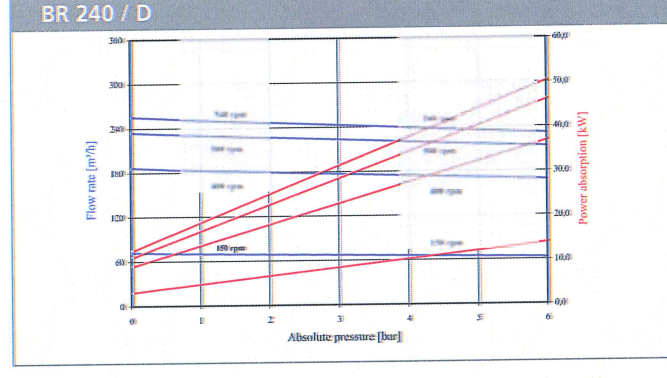
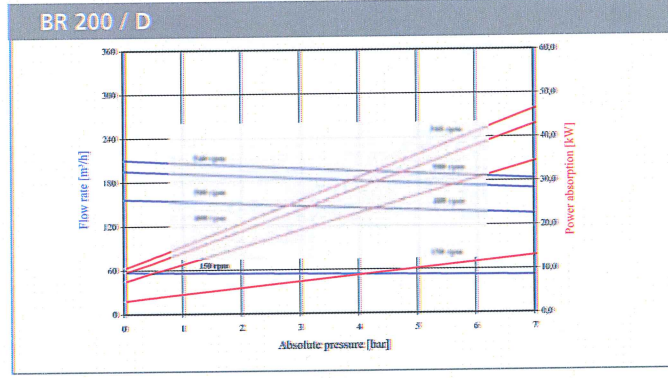
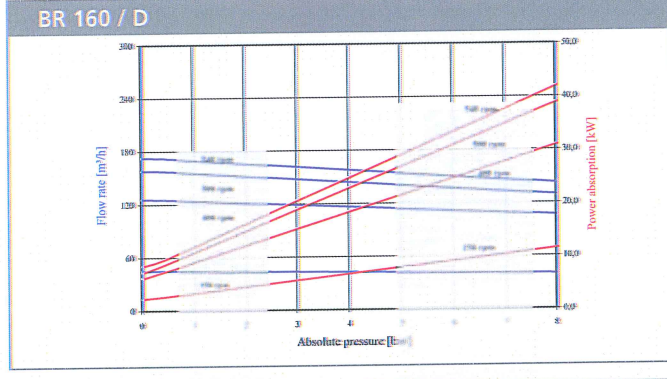
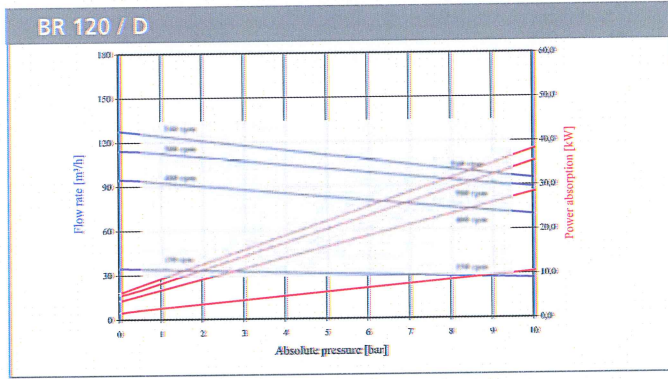
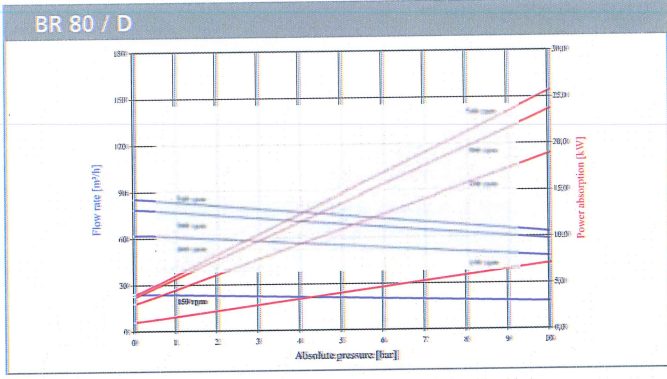
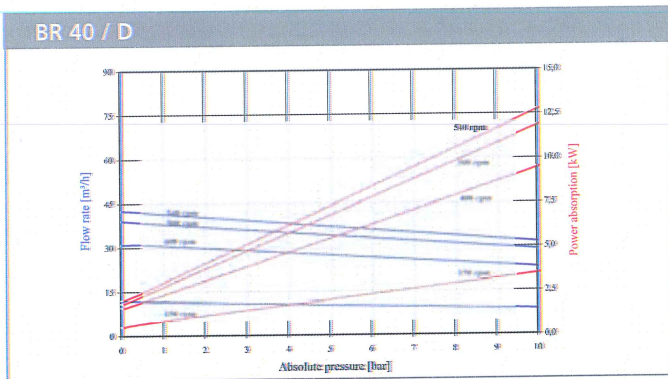
La version / D ha sido concebida para ser accionada a través una transmisión cardan a 540 rpm

A versão / D foi projectada para funcionar com eixo de cardan a 540 rpm.



SIDE CONNECTION HOLES - SEE PAGE 29/30
FLANGIATURA LATERALE VEDI PAG. 29/30

| Article | A | B | C | D | E | F | G | H | I | L | M | N | O |
|----------|-----|-----|-----|-----|-------|-----|-----|-----|----|-----|-----|-----|-----|
| BR 40/D | 176 | 152 | 141 | 469 | 1"3/8 | 190 | 130 | 260 | 15 | 128 | 136 | 165 | 429 |
| BR 80/D | 176 | 224 | 141 | 541 | 1"3/8 | 190 | 130 | 260 | 15 | 128 | 136 | 165 | 429 |
| BR 120/D | 176 | 296 | 141 | 613 | 1"3/8 | 190 | 130 | 260 | 15 | 128 | 136 | 165 | 429 |
| BR 160/D | 176 | 378 | 141 | 695 | 1"3/8 | 190 | 130 | 260 | 15 | 128 | 136 | 165 | 429 |
| BR 200/D | 176 | 450 | 141 | 767 | 1"3/4 | 190 | 130 | 260 | 15 | 128 | 136 | 165 | 429 |
| BR 240/D | 176 | 522 | 141 | 839 | 1"3/4 | 190 | 130 | 260 | 15 | 128 | 136 | 165 | 429 |
| BR 280/D | 176 | 594 | 141 | 911 | 1"3/4 | 190 | 130 | 260 | 15 | 128 | 136 | 165 | 429 |




| DATI TECNICI (technical data / données techniques / technische Daten / Datos técnicos) | | BR / D 40 | BR / D 80 | BR / D 120 | BR / D 160 | BR / D 200 | BR / D 240 | BR / D 280 | |
|--|-----|--------------|--------------|---------------|---------------|---------------|---------------|---------------|------|
| Portata geometrica (Geometrical capacity / Débit géométrique / Geometrisch leistung / Caudal geométrico / Capacidade geométrica) | * | [l / min] | 710 | 1425 | 2125 | 2875 | 3500 | 4250 | 4950 |
| Portata geometrica (Geometrical capacity / Débit géométrique / Geometrisch leistung / Caudal geométrico / Capacidade geométrica) | * | [m³ / h] | 42 | 85 | 127 | 172 | 210 | 255 | 297 |
| Velocità massima (max rpm / tours maximum / max drehzahl / rpm max) | ** | [rpm] | 540 | 540 | 540 | 540 | 540 | 540 | 540 |
| Pressione max (Relativa) Max (relative) pressure / pression max (relative) / max (relativ) druck / presion max (relativa) | *** | [bar] | 10 | 10 | 10 | 8 | 7 | 6 | 5 |
| Ass. potenza (power absorption / absorption puissance / leistungsbeoarf / potencia absorbida) | | [kW] | 13 | 27 | 39 | 43 | 48 | 50 | 52 |
| Peso netto (net weight / poids net / netto-gewicht / peso neto) | | [Kg] | 103 | 121 | 139 | 163 | 182 | 198 | 218 |

* Indicative data. The actual capacity depends on pumped fluid and working conditions.
 ** Max value valid for non-continuous working.
 *** Valid for short periods, only. For continuous work, please contact Technical Dept.
 Please note that lobes rotors life decreases at high pressures.


* Valori teorici. La portata reale dipende dal fluido pompato e condizioni di utilizzo.
 ** Valore massimo valido solo per funzionamento intermittente.
 *** Valida solo per brevi periodi. Per funzionamento continuo prego contattare servizio tecnico.
 Si ricorda che la durata dei rotori a lobi si riduce alle alte pressioni.

BR / P

40 - 80 - 120 - 160 - 200 - 240 - 280



Battioni®
Pagani
Pompe



The version / P is driven by pulleys and belts, particularly for truck application.

La versione / P è azionata tramite puleggia e cinghie, in particolare per applicazioni su camion.

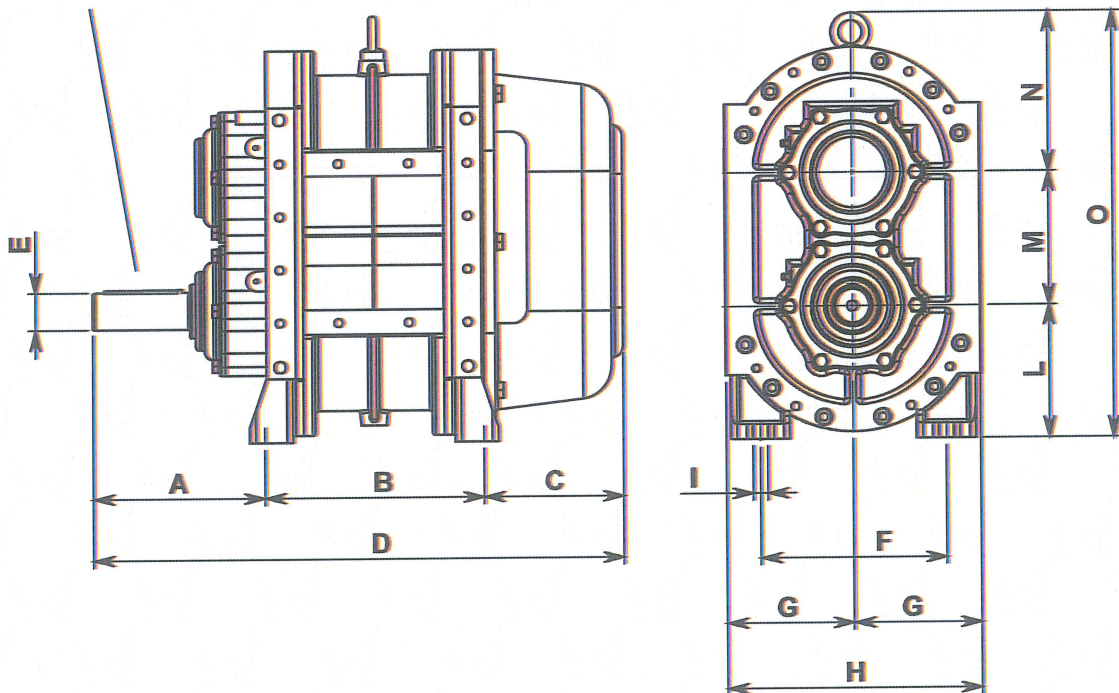
La version / P est actionnée par poulies et courroies, en particulier pour application sur camion.

In der Version / P die Antriebswelle (Zapfwelle) wird über eine Riemenscheibe mit Riemen betrieben, besonders für Anwendungen auf Lkw.

La version / P ha sido concebida para ser accionada a través de polea, para aplicaciones sobre camión.

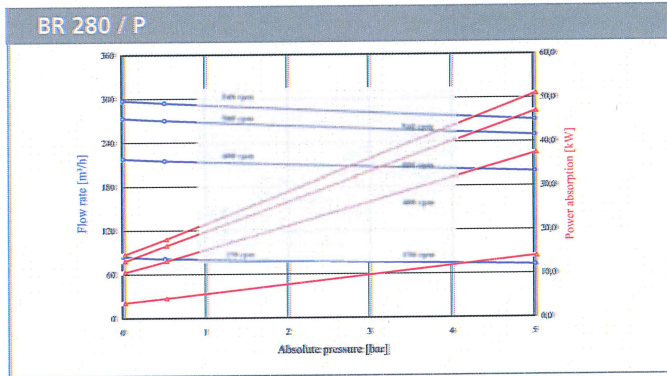
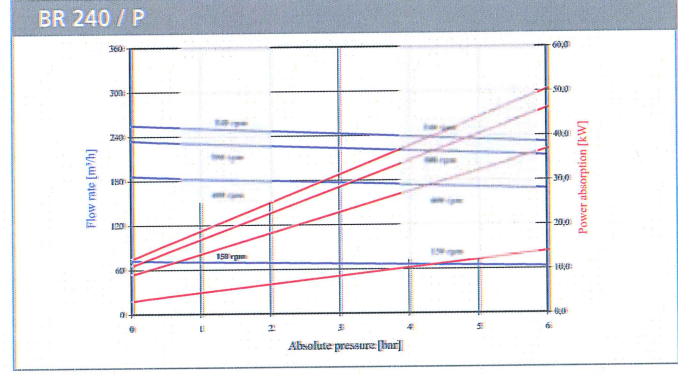
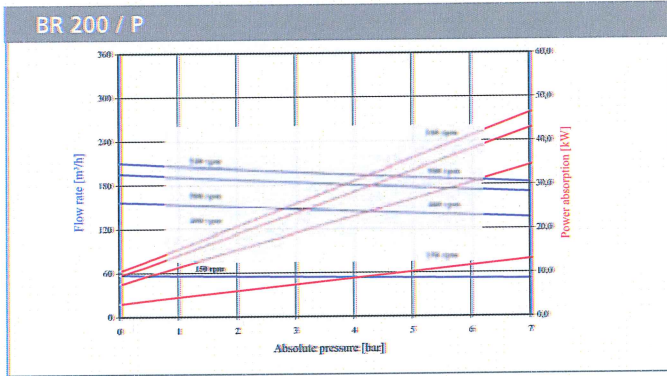
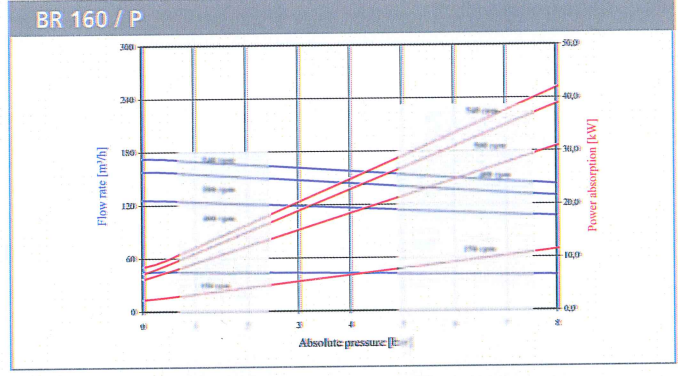
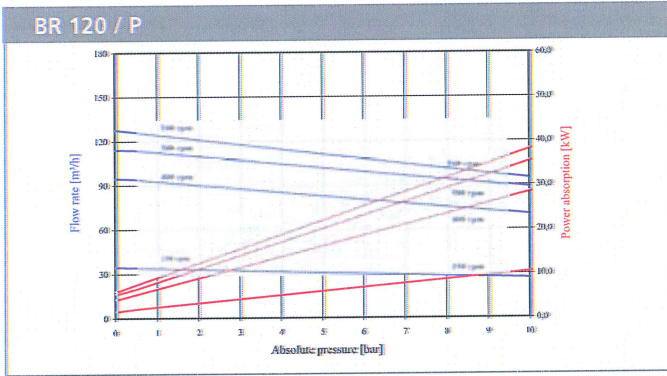
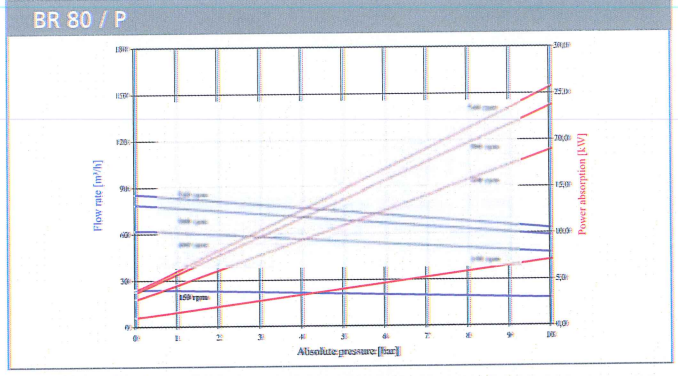
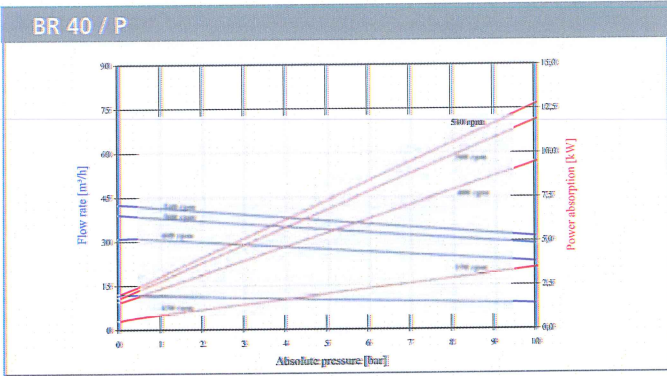
A versão / P é accionada por roldana e correias, especial para aplicações com camiões.

BR 40 - 80 - 120 - 160 KEY 12x8x80 DIN 6885
BR 200 - 240 - 280 KEY 12x8x110 DIN 6885



SIDE CONNECTION HOLES - SEE PAGE 29/30
FLANGIATURA LATERALE VEDI PAG. 29/30

| Article | A | B | C | D | E | F | G | H | I | L | M | N | O |
|----------|-----|-----|-----|-----|----|-----|-----|-----|----|-----|-----|-----|-----|
| BR 40/P | 176 | 152 | 141 | 469 | 38 | 190 | 130 | 260 | 15 | 128 | 136 | 165 | 429 |
| BR 80/P | 176 | 224 | 141 | 541 | 38 | 190 | 130 | 260 | 15 | 128 | 136 | 165 | 429 |
| BR 120/P | 176 | 296 | 141 | 613 | 38 | 190 | 130 | 260 | 15 | 128 | 136 | 165 | 429 |
| BR 160/P | 176 | 378 | 141 | 695 | 38 | 190 | 130 | 260 | 15 | 128 | 136 | 165 | 429 |
| BR 200/P | 196 | 450 | 141 | 787 | 48 | 190 | 130 | 260 | 15 | 128 | 136 | 165 | 429 |
| BR 240/P | 196 | 522 | 141 | 859 | 48 | 190 | 130 | 260 | 15 | 128 | 136 | 165 | 429 |
| BR 280/P | 196 | 594 | 141 | 931 | 48 | 190 | 130 | 260 | 15 | 128 | 136 | 165 | 429 |




| DATI TECNICI (technical data / données techniques / technische Daten / Datos técnicos) | | BR / P 40 | BR / P 80 | BR / P 120 | BR / P 160 | BR / P 200 | BR / P 240 | BR / P 280 | |
|--|------|--------------|--------------|---------------|---------------|---------------|---------------|---------------|------|
| Portata geometrica (Geometrical capacity / Débit géométrique / Geometrisch leistung / Caudal geométrico / Capacidade geométrica) | * | [l / min] | 710 | 1425 | 2125 | 2875 | 3500 | 4250 | 4950 |
| Portata geometrica (Geometrical capacity / Débit géométrique / Geometrisch leistung / Caudal geométrico / Capacidade geométrica) | * | [m³ / h] | 42 | 85 | 127 | 172 | 210 | 255 | 297 |
| Velocità massima (max rpm / tours maximum / max drehzahl / rpm max) | ** | [rpm] | 540 | 540 | 540 | 540 | 540 | 540 | 540 |
| Pressione max (Relativa) Max (relative) pressure / pression max (relative) / max (relativ) druck / presión max (relativa) | *** | [bar] | 10 | 10 | 10 | 8 | 7 | 6 | 5 |
| Ass. potenza (power absorption / absorption puissance / leistungsbeoarf / potencia absorbida) | **** | [kW] | 13 | 27 | 39 | 43 | 48 | 50 | 52 |
| Peso netto (net weight / poids net / netto-gewicht / peso neto) | | [Kg] | 101 | 119 | 137 | 161 | 181 | 197 | 217 |

* Indicative data. The actual capacity depends on pumped fluid and working conditions.
 **Max value valid for non-continuous working.
 ***Valid for short periods, only. For continuous work, please contact Technical Dept.
 Please note that lobes rotors life decreases at high pressures.


* Valori teorici. La portata reale dipende dal fluido pompato e condizioni di utilizzo.
 **Valore massimo valido solo per funzionamento intermittente.
 ***Valido solo per brevi periodi. Per funzionamento continuo prego contattare servizio tecnico.
 Si ricorda che la durata dei rotori a lobi si riduce alle alte pressioni.

BR / H

200 - 240 - 280



Battioni®
Pagani
Pompe



The version / H has been designed to be driven by hydraulic motor.

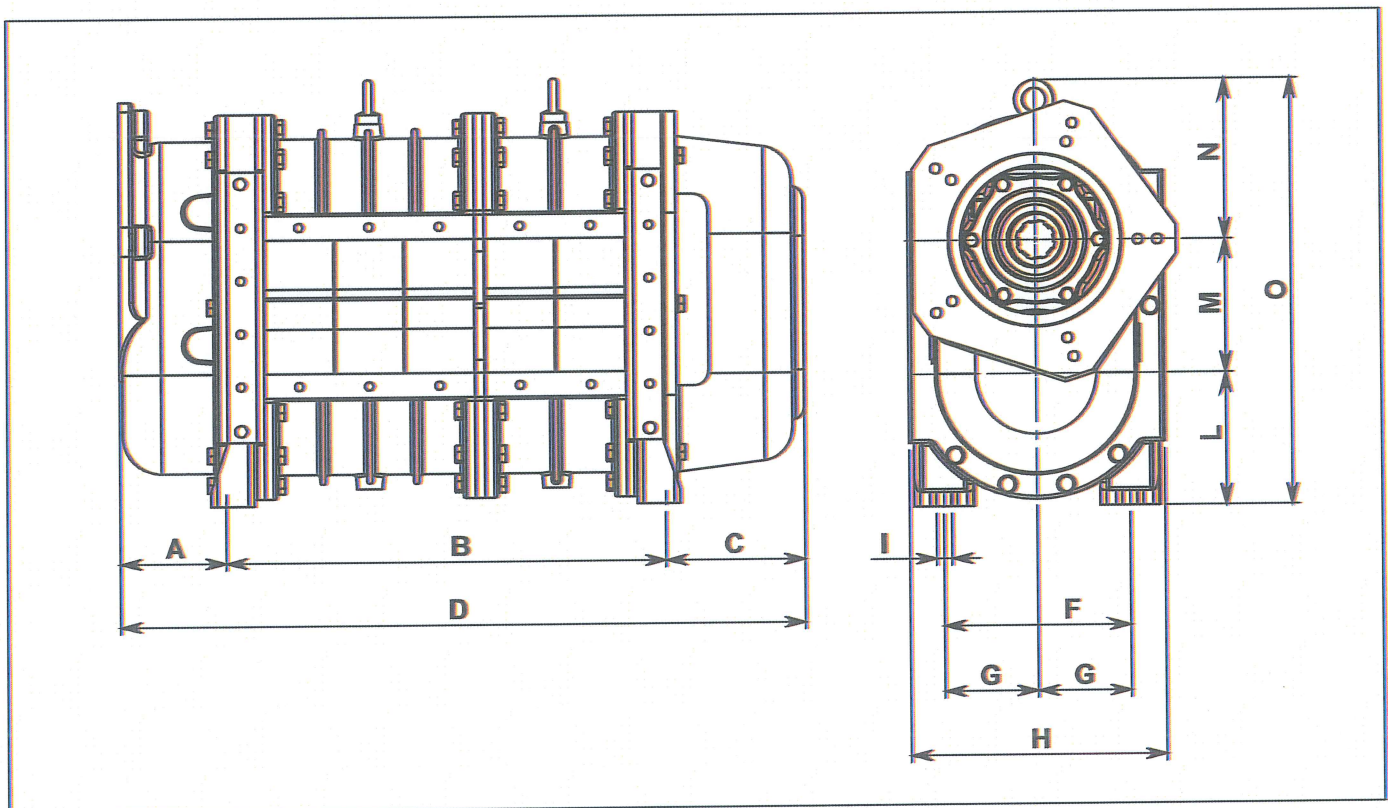
La versione / H è stata ideata per essere azionata tramite motore idraulico.

La version / H a été projetée pour être actionnée par un moteur hydraulique.

In der Version / H die Antriebswelle (Zapfwelle) wird über einen hydraulischen Zahnradmotor betrieben.

La version / H ha sido concebida para ser accionada a través de un motor hidráulico.

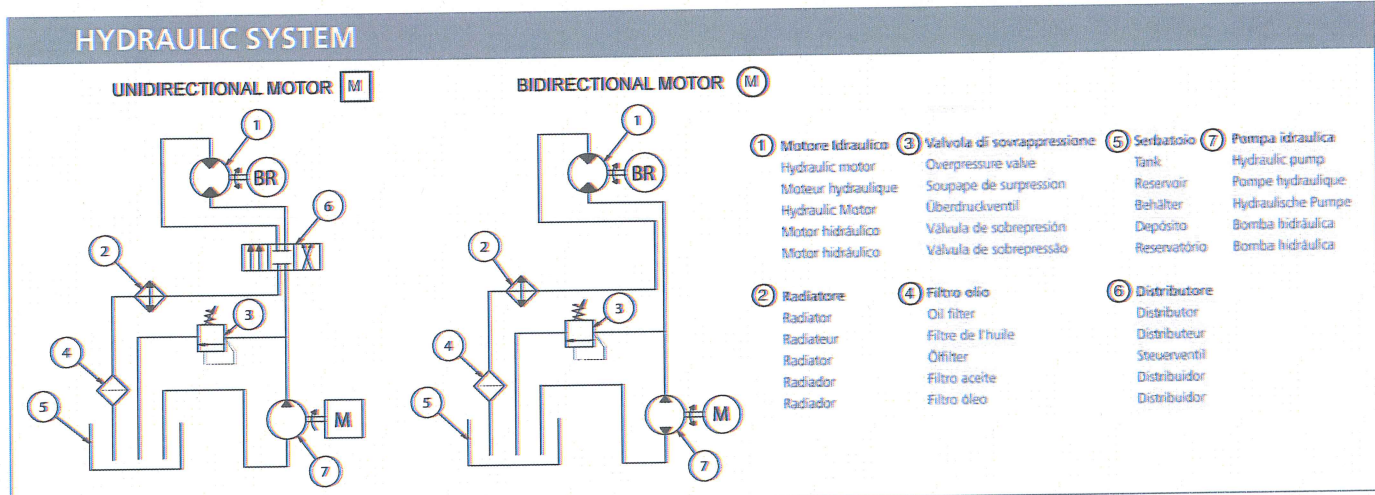
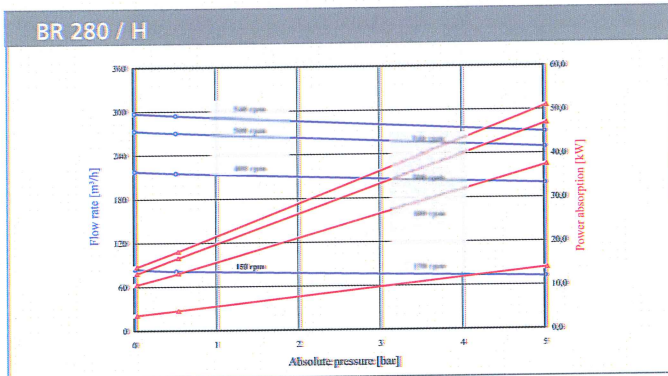
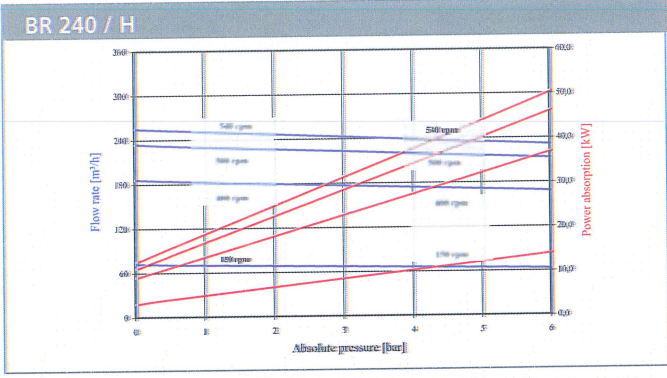
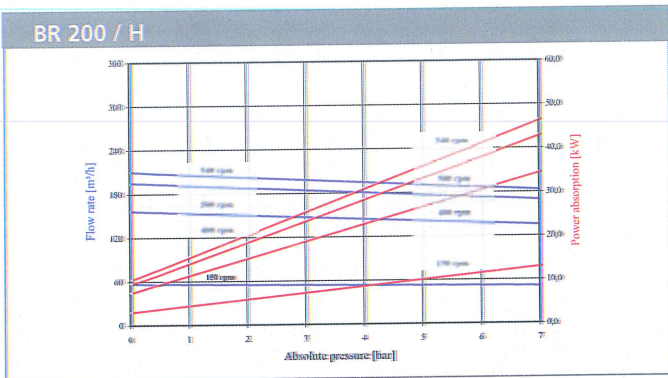
A versão / H foi projectada para funcionar com motor hidráulico.



SIDE CONNECTION HOLES - SEE PAGE 30
FLANGIATURA LATERALE VEDI PAG. 30

HYDRAULIC MOTOR CONNECTION - SEE PAGE 31
FLANGIATURA MOTORE IDRAULICO VEDI PAG. 31

| Article | A | B | C | D | F | G | H | I | L | M | N | O |
|----------|-----|-----|-----|-----|-----|-----|-----|----|-----|-----|-----|-----|
| BR 200/H | 108 | 450 | 141 | 689 | 190 | 130 | 260 | 15 | 128 | 136 | 165 | 429 |
| BR 240/H | 108 | 522 | 141 | 771 | 190 | 130 | 260 | 15 | 128 | 136 | 165 | 429 |
| BR 280/H | 108 | 594 | 141 | 843 | 190 | 130 | 260 | 15 | 128 | 136 | 165 | 429 |



| Code Codice | Hydraulic Engine Motore idraulico | BR pump | Hydraulic System flow rate Portata impianto idraulico | R.P.M. Giri/min | Hydraulic System Pressure Pressione impianto idraulico | Hydraulic System Max Pressure Pressione Max impianto idraulico | Output Potenza Trasmessa | Torque Coppia | Article Articolo |
|----------------|--------------------------------------|----------|--|--------------------|---|---|--------------------------------|------------------|---------------------|
| 5020400018 | GM2 300 | BR 200/H | 167,5 l/min | 540 | 200 bar | 250 bar | 48 kW | 852 Nm | 2701/D |
| 5020400018 | GM2 300 | BR 240/H | 167,5 l/min | 540 | 208 bar | 250 bar | 50 kW | 885 Nm | 2701/D |
| 5020400018 | GM2 300 | BR 280/H | 167,5 l/min | 540 | 217 bar | 250 bar | 52 kW | 923 Nm | 2701/D |

| DATI TECNICI (technical data / données techniques / technische Daten / Datos técnicos) | | BR / H 200 | BR / H 240 | BR / H 280 | |
|---|-----|------------|------------|------------|------|
| Portata geometrica (Geometrical capacity / Débit géométrique / Geometrisch leistung / Caudal geométrico / Capacidade geométrica) | * | [l / min] | 3500 | 4250 | 4950 |
| Portata geometrica (Geometrical capacity / Débit géométrique / Geometrisch leistung / Caudal geométrico / Capacidade geométrica) | * | [m³ / h] | 210 | 255 | 297 |
| Velocità massima (max rpm / tours maximum / max drehzahl / rpm max) | ** | [rpm] | 540 | 540 | 540 |
| Pressione max (Relativa) Max (relative) pressure / pression max (relative) / max (relativ) druck / presión max (relativa) | *** | [bar] | 7 | 6 | 5 |
| Ass. potenza (power absorption / absorption puissance / leistungsbeoarf / potencia absorbida) | | [kW] | 48 | 50 | 52 |
| Peso netto (net weight / poids net / netto-gewicht / peso neto) | | [Kg] | 185 | 201 | 221 |

* Indicative data. The actual capacity depends on pumped fluid and working conditions. * Valori teorici. La portata reale dipende dal fluido pompato e condizioni di utilizzo.


**Max value valid for non-continuous working. ** Valore massimo valido solo per funzionamento intermittente.

***Valid for short periods, only. For continuous work, please contact Technical Dept. ***Valida solo per brevi periodi. Per funzionamento continuo prego contattare servizio tecnico.


Please note that lobes rotors life decreases at high pressures. Si ricorda che la durata dei rotori a lobi si riduce alle alte pressioni.

BR / HM

40 - 80 - 120 - 160



Battioni®
Pagani
Pompe



The version / HM has been designed to be driven by hydraulic motor.

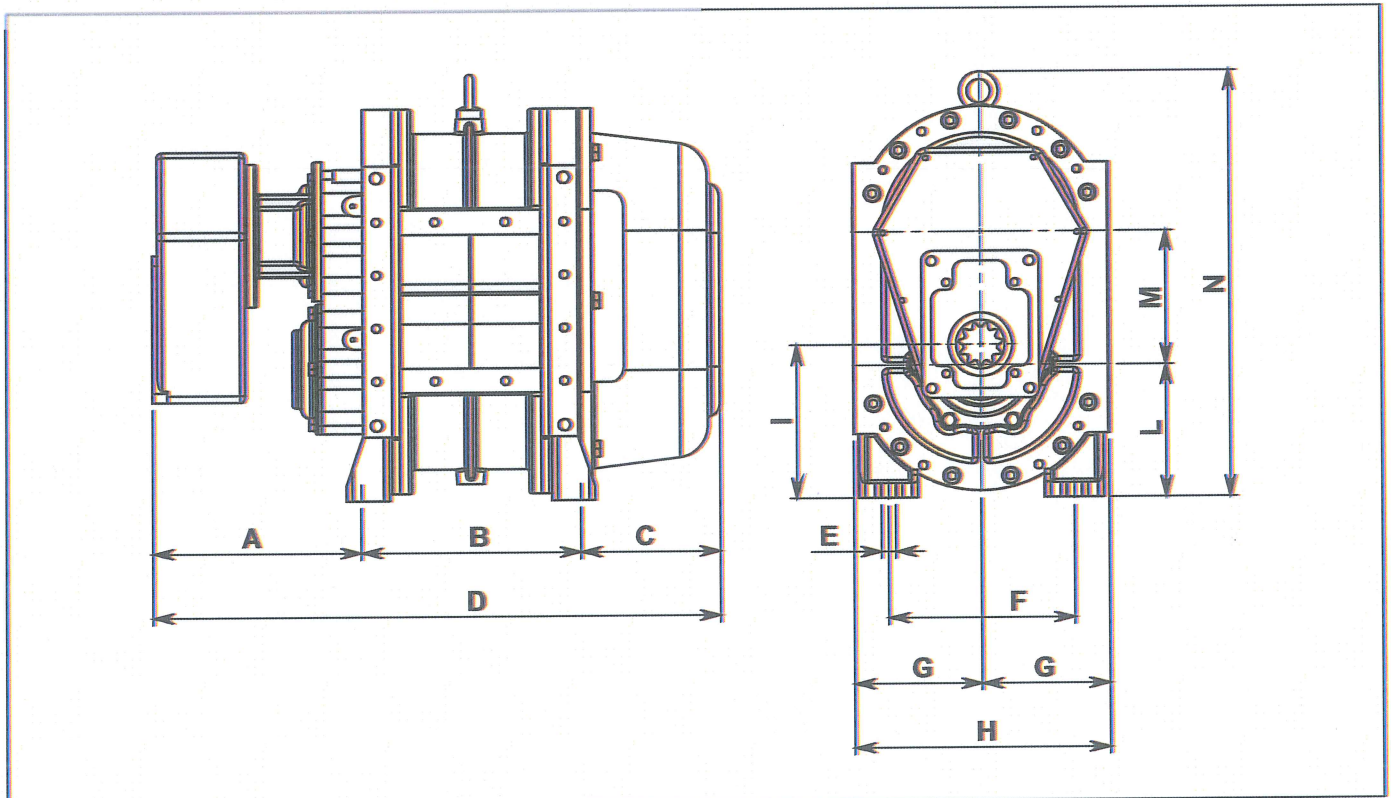
La versione / HM è stata ideata per essere azionata tramite motore idraulico.

La version / HM a été projetée pour être actionnée par un moteur hydraulique.

In der Version / HM die Antriebswelle (Zapfwelle) wird über einen hydraulischen Zahnradmotor betrieben.

La version / HM ha sido concebida para ser accionada a través de un motor hidráulico.

A versão / HM foi projectada para funcionar com motor hidráulico.

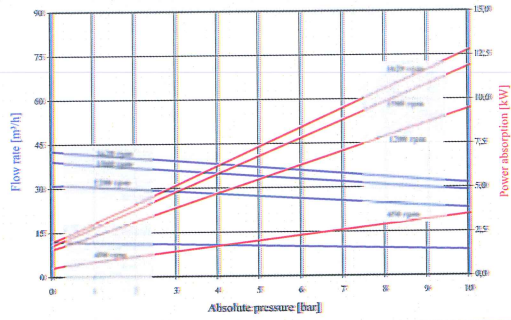


SIDE CONNECTION HOLES - SEE PAGE 29/30
FLANGIATURA LATERALE VEDI PAG. 29/30

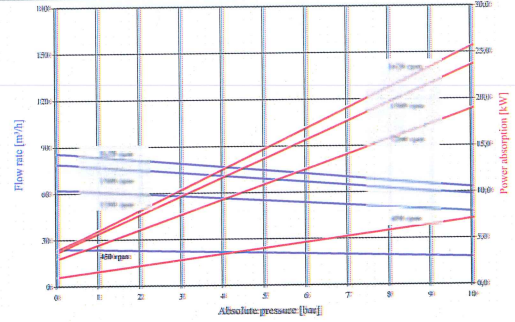
HYDRAULIC MOTOR CONNECTION - SEE PAGE 31
FLANGIATURA MOTORE IDRAULICO VEDI PAG. 31

| Article | A | B | C | D | E | F | G | H | I | L | M | N |
|-----------|-----|-----|-----|-----|----|-----|-----|-----|-----|-----|-----|-----|
| BR 40/HM | 220 | 152 | 141 | 513 | 15 | 190 | 130 | 260 | 155 | 128 | 136 | 400 |
| BR 80/HM | 220 | 224 | 141 | 585 | 15 | 190 | 130 | 260 | 155 | 128 | 136 | 400 |
| BR 120/HM | 220 | 296 | 141 | 657 | 15 | 190 | 130 | 260 | 155 | 128 | 136 | 400 |
| BR 160/HM | 220 | 378 | 141 | 739 | 15 | 190 | 130 | 260 | 155 | 128 | 136 | 400 |

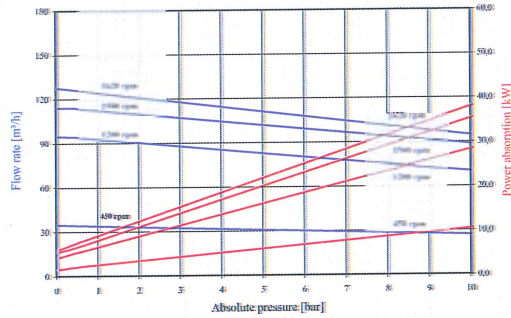
BR 40 / HM



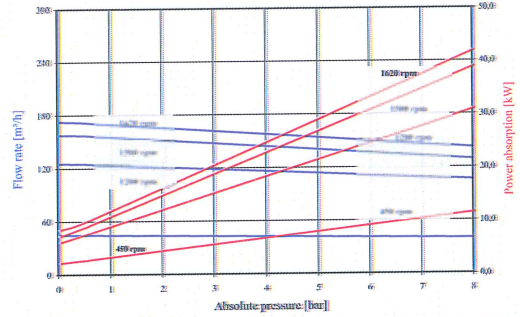
BR 80 / HM



BR 120 / HM

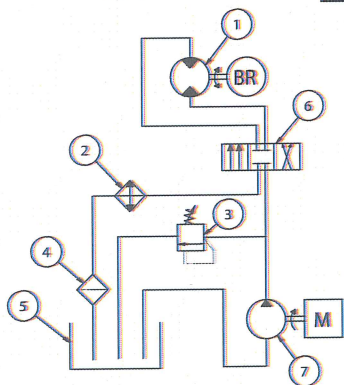


BR 160 / HM

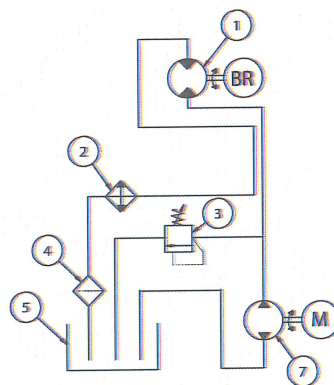


HYDRAULIC SYSTEM

UNIDIRECTIONAL MOTOR (M)



BIDIRECTIONAL MOTOR (M)



- | | | | |
|--|---|---|--|
| ① Motore idraulico Hydraulic motor Moteur hydraulique Hydraulic Motor Motor hidráulico Motor hidráulico | ③ Valvola di sovrappressione Overpressure valve Soupape de surpression Überdruckventil Válvula de sobrepresión Válvula de sobrepresión | ⑤ Serbatoio Tank Reservoir Behälter Depósito Reservatório | ⑦ Pompa idraulica Hydraulic pump Pompe hydraulique Hydraulische Pumpe Bomba hidráulica Bomba hidráulica |
| ② Radiatore Radiator Radiateur Radiator Radiador | ④ Filtro olio Oil filter Filtre de l'huile Ölfiter Filtro aceite Filtro óleo | ⑥ Distributore Distributor Distributeur Steuerventil Distribuidor Distribuidor | |

| Code Codice | Hydraulic Engine Motore Idraulico | BR pump | Hydraulic System flow rate Portata impianto idraulico | Hydraulic System Pressure Pressione impianto idraulico | Hydraulic System Max Pressure Pressione Max Impianto idraulico | Output Potenza Trasmessa | Torque Coppia | Artide Articolo |
|----------------|--------------------------------------|-----------|--|---|---|--------------------------------|------------------|--------------------|
| 6080200141 | KM 30.73-RO | BR 40/HM | 123,3 l/min | 124 bar | 180 bar | 13 kW | 128 Nm | 611/E |
| 6080200141 | KM 30.73-RO | BR 80/HM | 123,3 l/min | 159 bar | 180 bar | 27 kW | 164 Nm | 611/E |
| 6080200141 | KM 30.73-RO | BR 120/HM | 123,3 l/min | 147 bar | 180 bar | 25 kW | 152 Nm | 611/E |
| 6080200141 | KM 30.73-RO | BR 160/HM | 123,3 l/min | 169 bar | 180 bar | 29 kW | 175 Nm | 611/E |

| DATI TECNICI (technical data / données techniques / technische Daten / Datos técnicos) | | BR / HM 40 | BR / HM 80 | BR / HM 120 | BR / HM 160 | |
|--|-----|------------|------------|-------------|-------------|------|
| Portata geometrica (Geometrical capacity / Débit géométrique / Geometrisch leistung / Caudal geométrico / Capacidade geométrica) | * | [l / min] | 710 | 1425 | 2125 | 2875 |
| Portata geometrica (Geometrical capacity / Débit géométrique / Geometrisch leistung / Caudal geométrico / Capacidade geométrica) | * | [m³ / h] | 42 | 85 | 127 | 172 |
| Velocità massima (max rpm / tours maximum / max drehzahl / rpm max) | ** | [rpm] | 1620 | 1620 | 1620 | 1620 |
| Rapporto riduttore (Gear ratio/Rapport de transmission/Getriebeübersetzung/relación de transmisión) | | (ratio) | 3:1 | 3:1 | 3:1 | 3:1 |
| Pressione max (Relativa) Max(relative) pressure / pression max (relative) / max (relativ) druck / presión max (relativa) | *** | [bar] | 10 | 10 | 6 | 5 |
| Ass. potenza (power absorption / absorption puissance / leistungsbedarf / potencia absorbida) | | [kW] | 13 | 27 | 25 | 29 |
| Peso netto (net weight / poids net / netto-gewicht / peso neto) | | [Kg] | 107 | 125 | 143 | 167 |

* Indicative data. The actual capacity depends on pumped fluid and working conditions.

**Max value valid for non-continuous working.

***Valid for short periods, only. For continuous work, please contact Technical Dept.

Please note that lobes rotors life decreases at high pressures.

* Valori teorici. La portata reale dipende dal fluido pompato e condizioni di utilizzo.


** Valore massimo valido solo per funzionamento intermittente.

*** Valida solo per brevi periodi. Per funzionamento continuo prego contattare servizio tecnico.


Si ricorda che la durata dei rotori a lobi si riduce alle alte pressioni.

BR / EL

40 - 80 - 120 - 160



Battioni®
Pagani
Pompe



The version / EL has been designed to be driven by electric motor.

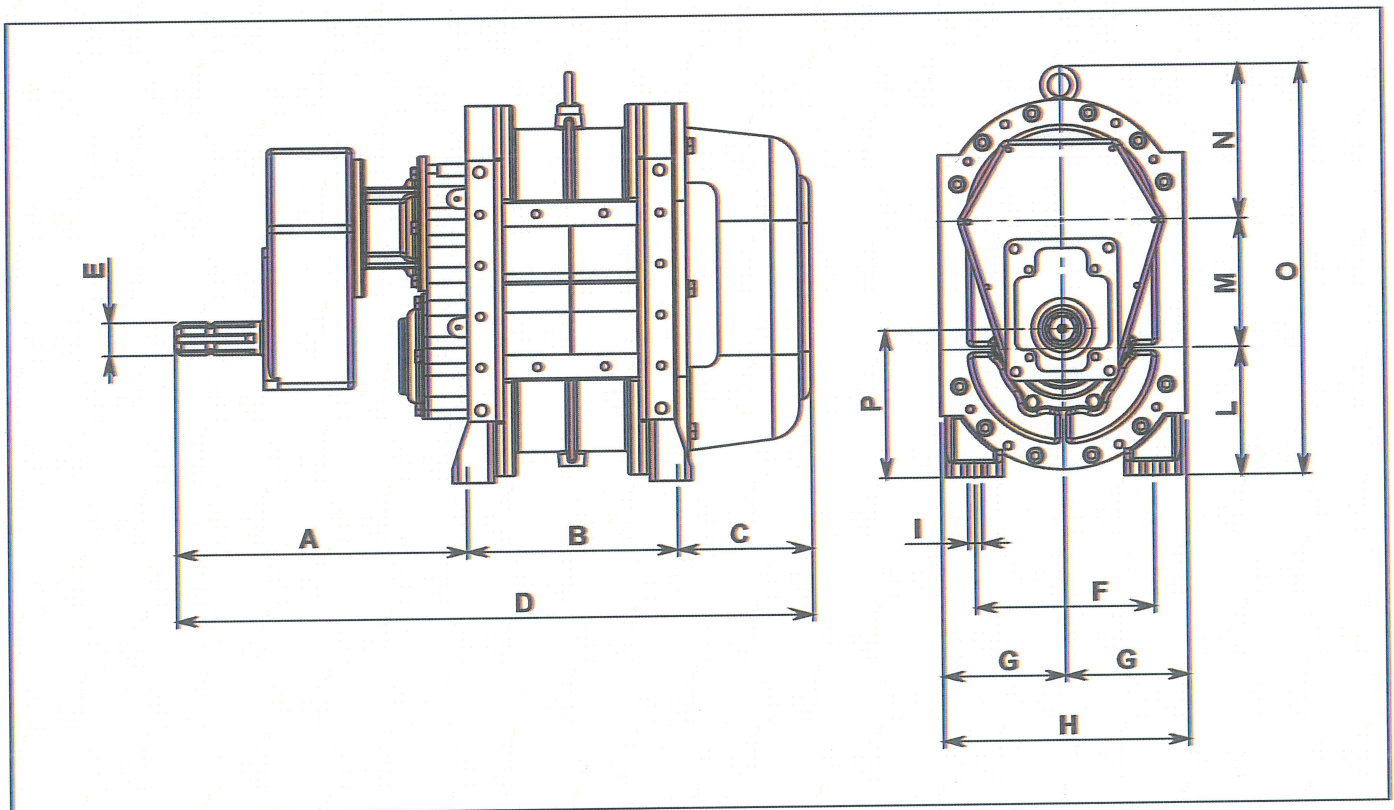
La versione / EL è stata ideata per essere azionata tramite motore elettrico.

La version / EL a été projetée pour être actionnée par un Moteur électrique.

In der Version / EL die Antriebswelle (Zapfwelle) wird über einen Elektromotor betrieben.

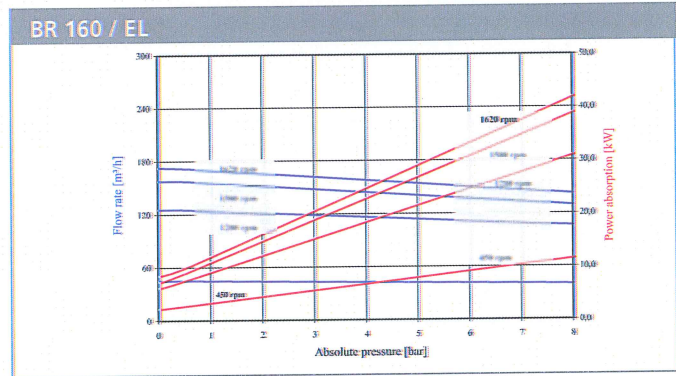
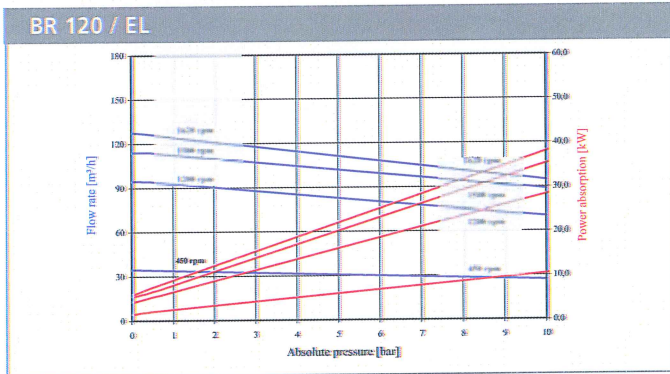
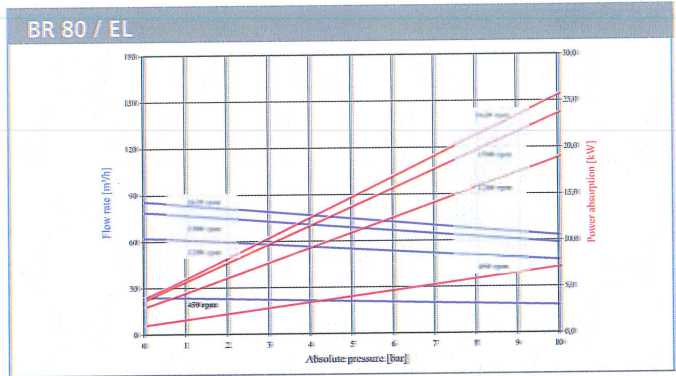
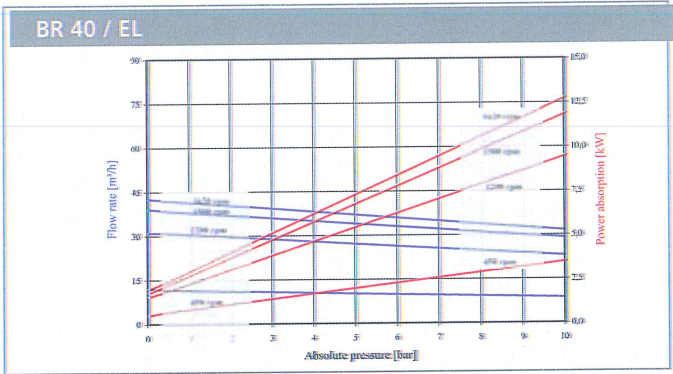
La version / EL ha sido concebida para ser accionada a través de un Motor eléctrico.

A versão / EL foi projectada para funcionar com motor eléctrico.



SIDE CONNECTION HOLES - SEE PAGE 29/30
FLANGIATURA LATERALE VEDI PAG. 29/30

| Article | A | B | C | D | E | F | G | H | I | L | M | N | O | P |
|-----------|-----|-----|-----|-----|--------|-----|-----|-----|----|-----|-----|-----|-----|-----|
| BR 40/EL | 320 | 152 | 141 | 613 | 1" 3/8 | 190 | 130 | 260 | 15 | 128 | 136 | 165 | 429 | 155 |
| BR 80/EL | 320 | 224 | 141 | 685 | 1" 3/8 | 190 | 130 | 260 | 15 | 128 | 136 | 165 | 429 | 155 |
| BR 120/EL | 320 | 296 | 141 | 757 | 1" 3/8 | 190 | 130 | 260 | 15 | 128 | 136 | 165 | 429 | 155 |
| BR 160/EL | 320 | 378 | 141 | 839 | 1" 3/8 | 190 | 130 | 260 | 15 | 128 | 136 | 165 | 429 | 155 |



| DATI TECNICI (technical data / données techniques / technische Daten / Datos técnicos) | | BR / EL 40 | BR / EL 80 | BR / EL 120 | BR / EL 160 | |
|---|-----|------------|------------|-------------|-------------|------|
| Portata geometrica (Geometrical capacity / Débit géométrique / Geometrisch leistung / Caudal geométrico / Capacidade geométrico) | * | [l / min] | 710 | 1425 | 2125 | 2875 |
| Portata geometrica (Geometrical capacity / Débit géométrique / Geometrisch leistung / Caudal geométrico / Capacidade geométrico) | * | [m³ / h] | 42 | 85 | 127 | 172 |
| Velocità massima (max rpm / tours maximum / max drehzahl / rpm max) | ** | [rpm] | 1620 | 1620 | 1620 | 1620 |
| Rapporto riduttore (Gear ratio/Rapport de transmission/Getriebeübersetzung/relación de transmisión) | | (ratio) | 3:1 | 3:1 | 3:1 | 3:1 |
| Pressione max (Relativa) Max(relative) pressure / pression max (relative) / max (relativ) druck / presión max (relativa) | *** | [bar] | 10 | 10 | 6 | 5 |
| Ass. potenza (power absorption / absorption puissance / leistungsbeoarf / potencia absorbida) | | [kW] | 13 | 27 | 25 | 29 |
| Peso netto (net weight / poids net / netto-gewicht / peso neto) | | [Kg] | 107 | 125 | 143 | 167 |

* Indicative data. The actual capacity depends on pumped fluid and working conditions.
 **Max value valid for non-continuous working.
 ***Valid for short periods, only. For continuous work, please contact Technical Dept.
 Please note that lobes rotors life decreases at high pressures.

* Valori teorici. La portata reale dipende dal fluido pompato e condizioni di utilizzo.


** Valore massimo valido solo per funzionamento intermittente.

*** Valida solo per brevi periodi. Per funzionamento continuo prego contattare servizio tecnico.
 Si ricorda che la durata dei rotori a lobi si riduce alle alte pressioni.

Engine driven system

Gruppi motorizzati

BR EVO 50 - 90 -170 -260




Motor driven

Esecuzione con motoriduttore

On request **ATEX 94/9/CE**


 II 2 GD T4 T135°C IP65




Motovariator with pump in vertical position

Esecuzione motovariatore
e pompa in posizione verticale


On request **ATEX 94/9/CE**

 II 2 GD T4 T135°C IP65




Gasoline engine driven

Esecuzione con motore a benzina




Battioni®
Pagani
Pompe





**Variator and expanding
pulleys driven**

Esecuzione con variatore
a pulegge espansibili

On request **ATEX 94 / 9 / CE**

 II 2 GD T4 T135°C IP65




**Diesel engine and
gear driven**

Esecuzione con motore
diesel e cambio di velocità

Fittings on request Accessori a richiesta

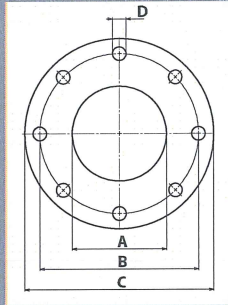
Round suction hose connector BR EVO 90 - 170 - 260
Connettore cilindrico BR EVO 90 - 170 - 260




DIRECT COUPLING
FLANGIATURA

| MODEL | A | B | C | D | N.HOLES |
|------------|-----|-----|-----|----|---------|
| BR EVO 90 | 100 | 180 | 220 | 18 | 8 |
| BR EVO 170 | 125 | 210 | 250 | 18 | 8 |
| BR EVO 260 | 150 | 240 | 285 | 22 | 8 |

BR EVO 90: 4440001201
BR EVO 170: 4440001202
BR EVO 260: 4440001203

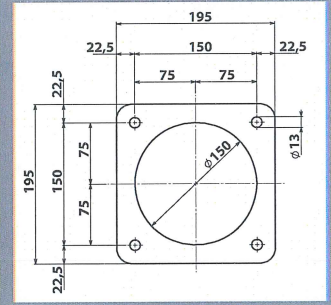


Square suction hose connector BR EVO 90 - 170
Connettore quadro BR EVO 90 - 170




DIRECT COUPLING
FLANGIATURA

BR EVO 90: 4011501034
BR EVO 170: 4011501035




Coupling flange BR 40 - 80 - 120 - 160 - 200 - 240 - 280 / BR EVO 90
Flangia d'accoppiamento BR 40 - 80 - 120 - 160 - 200 - 240 - 280 / BR EVO 90



BR 40: 5010401021
BR 80: 5010401012
BR 120: 5010401013
BR 160: 5010401014

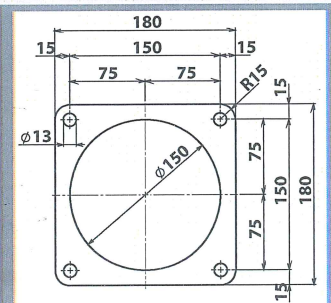
BR 200: 5010401015
BR 240: 5010401016
BR 280: 5010401017
BR EVO 90: 4440001200

Suction elbows BR 80 - 120 - 160 - 200 - 240 - 280
Curve aspirazione BR 80 - 120 - 160 - 200 - 240 - 280




DIRECT COUPLING
FLANGIATURA

BR 80: 6080200024
BR 120: 6080200025
BR 160: 6080200026
BR 200: 6080200027
BR 240: 6080200028
BR 280: 6080200029

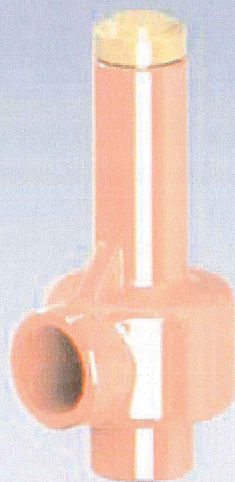


Fittings on request Accessori a richiesta



Battioni®
Pagani
Pompe

Overpressure valve 2" - 2" 1/2
Valvola di sovrappressione 2" - 2" 1/2



2": 5100200033
2" 1/2: 5100200034

FEATURES

- WORKING CONDITIONS:

CALIBRATION PRESSURE FOR 2" VALVE = 5 bar.
CALIBRATION PRESSURE FOR 2" 1/2 VALVE = 4 bar.
TEMPERATURE: -10°C / +220° C.
VALVE SUITABLE ALSO FOR WATER SLURRY AND ACID.
VERTICAL INSTALLATION.

CARATTERISTICHE

- CONDIZIONI DI ESERCIZIO:

TARATURA VALVOLA DI SOVRAPRESSIONE 2" = 5 bar.
TARATURA VALVOLA DI SOVRAPRESSIONE 2" 1/2 = 4 bar.
TEMPERATURA: -10°C / +220° C.
VALVOLA IDONEA ANCHE PER ACQUA, LIQUAMI E ACIDI.
INSTALLAZIONE VERTICALE.

BR EVO 50: 5100200033
BR EVO 90: 5100200033
BR EVO 170: 5100200033
BR EVO 260: 5100200034
BR 40: 5100200033
BR 80: 5100200033

BR 120: 5100200033
BR 160: 5100200033
BR 200: 5100200034
BR 240: 5100200034
BR 280: 5100200034

Chemical resistance table Tabella resistenza chimica

| Type of fluid or conveyed material Fluido o materiale convogliato | ON REQUEST SBR | ON REQUEST EPDM | AS SERIES NBR | ON REQUEST FKM |
|--|-------------------|--------------------|------------------|-------------------|
| Acetone - Acetone | 3 | 1 | 3 | 3 |
| Acetylene dichloride - Cloruro di acetilene | 3 | 3 | 3 | 1 |
| Aliphatic solvents - Solventi alifatici | 3 | 3 | 2 | 1 |
| Aluminium chloride - Cloruro di alluminio | 1 | 1 | 1 | 1 |
| Aluminium sulfate - Solfato di alluminio | 1 | 1 | 1 | 1 |
| Ammonium chloride - Cloruro di ammonio | 1 | 1 | 1 | 2 |
| Ammonium sulphate - Solfato di ammonio | 1 | 1 | 1 | 2 |
| Animal fats - Grassi animali | 3 | 3 | 1 | 1 |
| Arsenic acid - Acido arsenico | 2 | 1 | 2 | 1 |
| Aromatic Solvents - Solventi Aromatici | 3 | 3 | 2 | 1 |
| Barium carbonate - Carbonato di bario | 1 | 1 | 1 | 1 |
| Barium hydroxide - Idrossido di bario | 1 | 1 | 1 | 1 |
| Benzene - Benzene | 3 | 3 | 3 | 1 |
| Benzoic acid - Acido benzoico | 3 | 3 | 3 | 1 |
| Boric acid - Acido boricco | 1 | 1 | 2 | 1 |
| Brine - Salamoia | 1 | 1 | 2 | 1 |
| Calcium carbonate - Carbonato di calcio | 1 | 1 | 1 | 1 |

GLOSSARY: "1" = Suitable - Idoneo "2" = Some corrosion. Must limit exposure - Qualche attacco. Limitare esposizione "3" = Not suitable - Non idoneo

* The fluid causes a potentially explosive atmosphere. Compliancy with ATEX 94/9/EC to be verified

* Fluido che determina atmosfera potenzialmente esplosiva, da valutare conformità ATEX 94/9/CE.

Chemical resistance table

Tabella resistenza chimica



Battioni®
Pagani
Pompe

| Type of fluid or conveyed material Fluido o materiale convogliato * | ON REQUEST | ON REQUEST | AS SERIES | ON REQUEST |
|--|------------|------------|-----------|------------|
| | SBR | EPDM | NBR | FKM |
| Carbon dioxide - Biossido di carbonio | 1 | 1 | 1 | 1 |
| Chlorinated solvents - Solventi clorurati | 3 | 3 | 3 | 1 |
| Chlorine (wet) - Cloro (umido) | 3 | 3 | 3 | 1 |
| Citric acid - Acido citrico | 1 | 1 | 1 | 1 |
| Coconut oil - Olio di cocco | 3 | 3 | 1 | 1 |
| Concentrated Alkali - Alcali Concentrati | 1 | 2 | 2 | 1 |
| Corn oil - Olio di mais | 3 | 3 | 1 | 1 |
| Cutting oil - Olio da taglio | 3 | 3 | 1 | 1 |
| Denatured alcohol - Alcool denaturato | 1 | 1 | 2 | 2 |
| Detergents (water) - Detergenti (acqua) | 2 | 1 | 1 | 1 |
| Diesel oil - Gasolio | 3 | 3 | 1 | 1 |
| Diluted Alkali - Alcali Diluiti | 1 | 2 | 2 | 1 |
| Ethanol - Etanolo | 1 | 1 | 1 | 2 |
| Ferrous chloride - Cloruro ferroso | 1 | 1 | 1 | 1 |
| Formalin - Formalina | 2 | 1 | 2 | 1 |
| Fuel oil - Olio combustibile | 3 | 3 | 1 | 1 |
| Gasoline - Benzina | 3 | 3 | 1 | 1 |
| Glycerine - Glicerina | 1 | 1 | 1 | 1 |
| Grease - Grasso | 3 | 3 | 1 | 1 |
| Hydraulic oil - Olio idraulico | 3 | 3 | 1 | 1 |
| Ketones - Chetoni | 2 | 3 | 3 | 2 |
| Kerosene - Kerosene | 3 | 3 | 1 | 1 |
| Lard - Strutto | 3 | 2 | 1 | 3 |
| Lime beach - Candeggina | 2 | 1 | 1 | 1 |
| Liquid Petroleum Gas - GPL | 3 | 3 | 1 | 1 |
| Lubricating oils - Oli lubrificanti | 3 | 3 | 1 | 1 |
| Methanol - Metanolo | 1 | 1 | 1 | 2 |
| Methyl benzene - Metile benzene | 3 | 3 | 3 | 1 |
| Muriatic acid - Acido muriatico | 3 | 2 | 2 | 1 |
| Olive oil - Olio di oliva | 3 | 2 | 1 | 1 |
| Paraffin - Paraffina | 3 | 3 | 1 | 1 |
| Petroleum crude - Petrolio greggio | 3 | 3 | 1 | 1 |
| Petroleum Oil - Petrolio | 3 | 3 | 1 | 1 |
| Potassium acetate - Acetato di potassio | 3 | 1 | 2 | 3 |
| Potassium hydroxide - Idrossido di potassio | 2 | 1 | 3 | 3 |
| Sea water - Acqua di mare | 1 | 1 | 1 | 1 |
| Silver nitrate - Nitrato d'argento | 1 | 1 | 2 | 1 |
| Soap solutions - Sapone | 2 | 2 | 1 | 1 |
| Slurry - Liquame | 2 | 2 | 1 | 1 |
| Sodium bicarbonate - Bicarbonato di sodio | 1 | 1 | 1 | 1 |
| Sodium chloride - Cloruro di sodio | 1 | 1 | 1 | 1 |
| Soybean oil - Olio di soia | 3 | 3 | 1 | 1 |
| Vegetable oils - Olio vegetale | 3 | 3 | 1 | 1 |
| Water - Acqua | 1 | 1 | 1 | 1 |

GLOSSARY: "1" = Suitable - Idoneo


"2" = Some corrosion. Must limit exposure - Qualche attacco. Limitare esposizione

"3" = Not suitable - Non idoneo

* The fluid causes a potentially explosive atmosphere. Compliancy with ATEX 94/9/EC to be verified

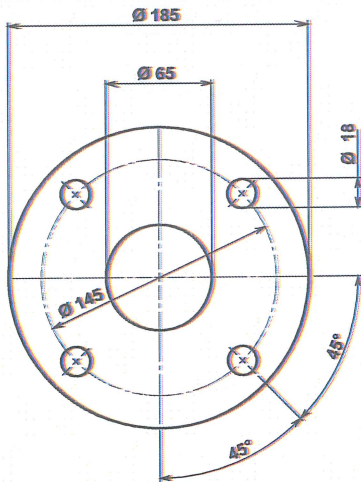
* Fluido che determina atmosfera potenzialmente esplosiva, da valutare conformità ATEX 94/9/CE.

Side connection holes BR EVO - BR
Flangiature BR EVO - BR

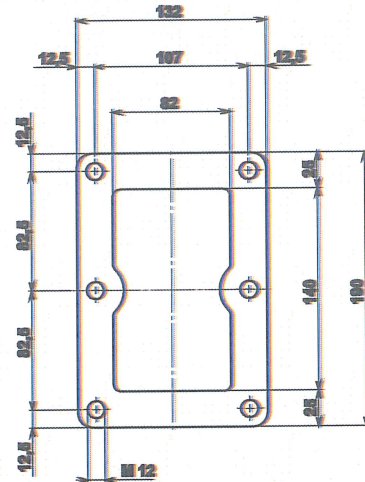


Battioni®
Pagani
Pompe

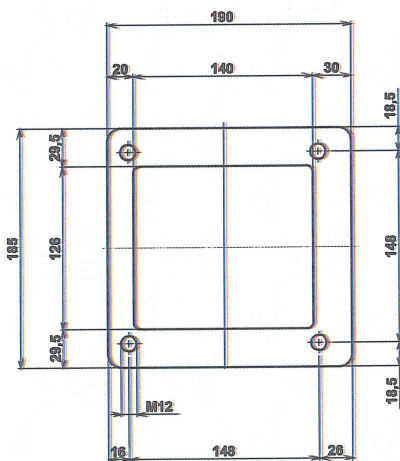
BR EVO 50



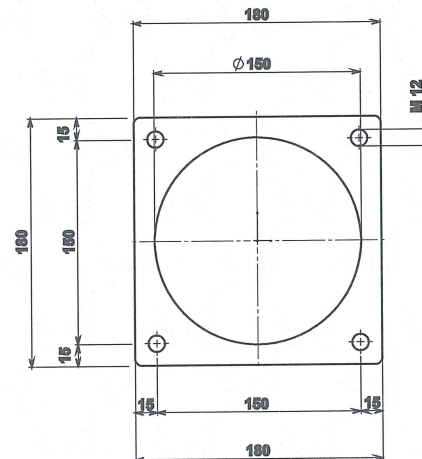
BR EVO 90



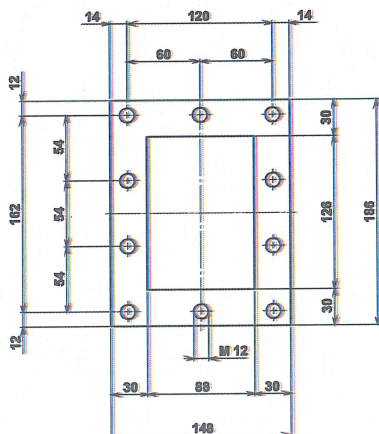
BR EVO 170



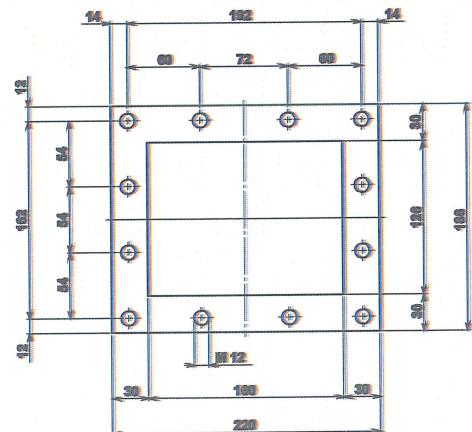
BR EVO 260



BR 40



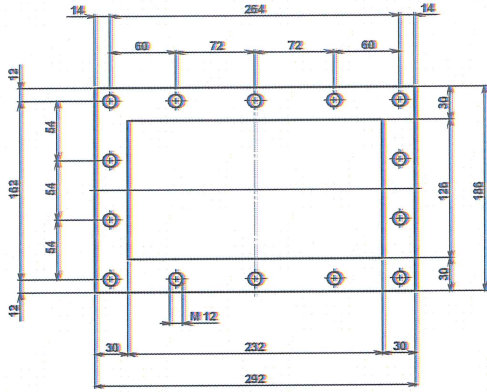
BR 80



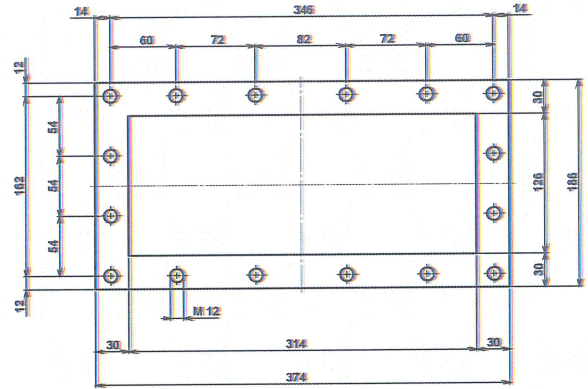
Side connection holes BR EVO - BR
Flangiature BR EVO - BR



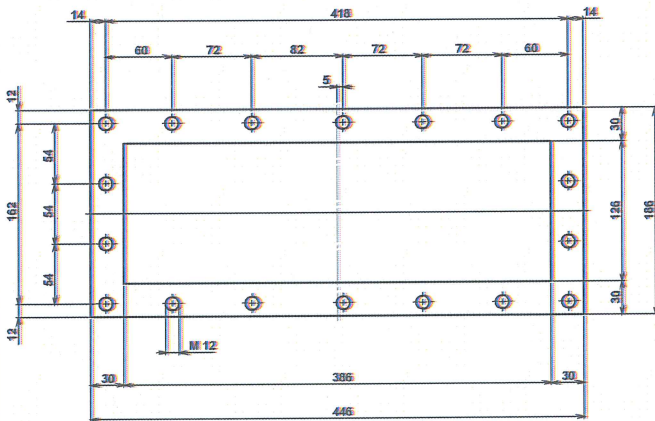
BR 120



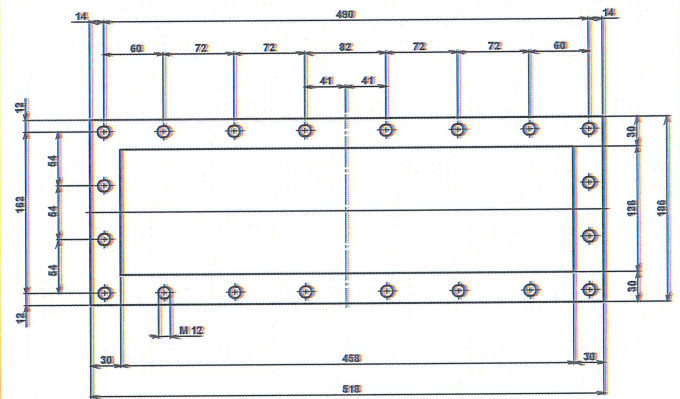
BR 160



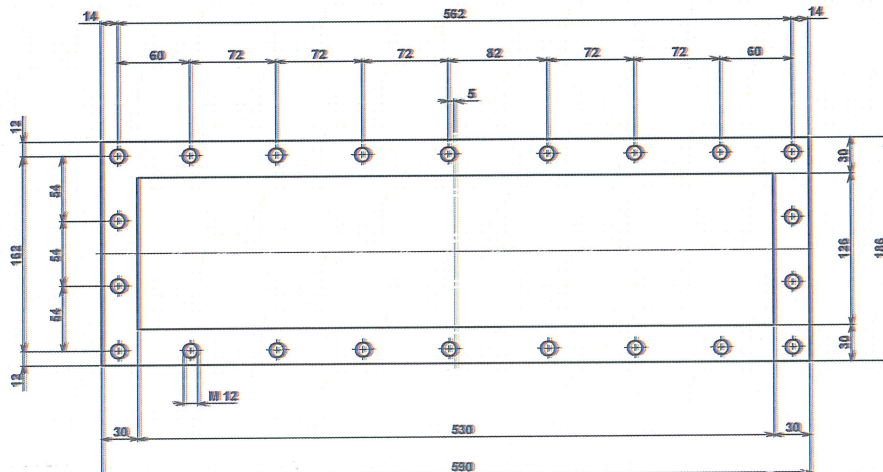
BR 200



BR 240



BR 280



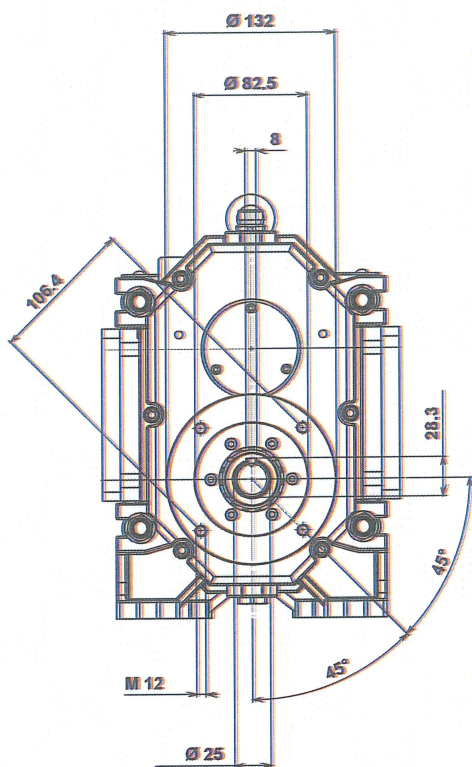
Hydraulic Motor connection BR EVO - BR

Flangiature Motore Idraulico BR EVO - BR

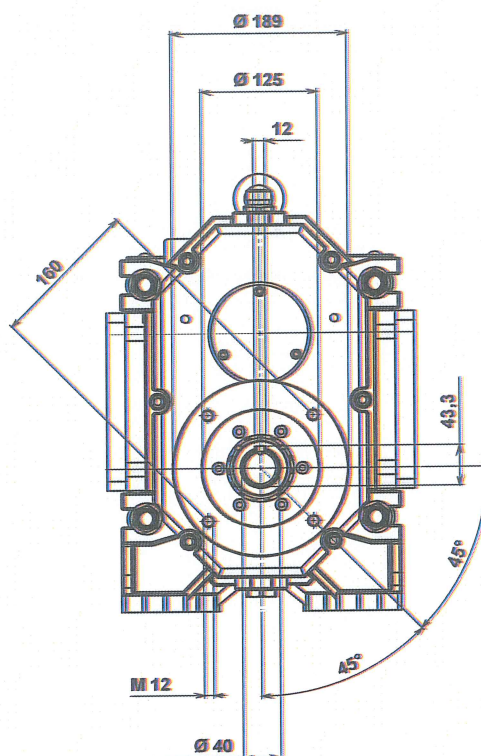


Battioni®
Pagani
Pompe

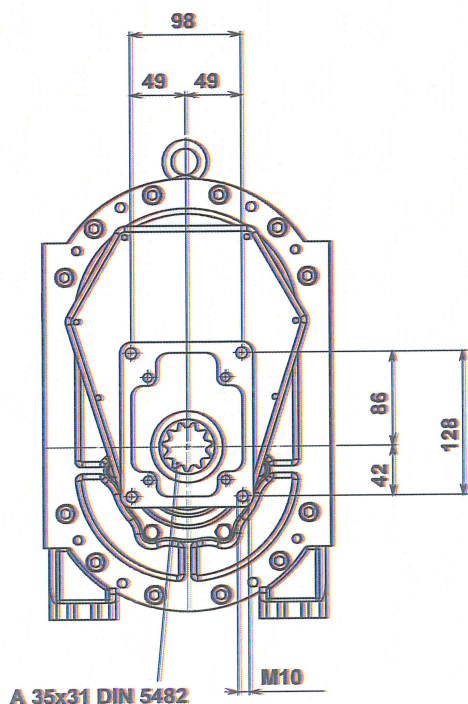
Hydraulic Motor connection BR EVO /H 50
Flangiatura Motore Idraulico BR EVO /H 50



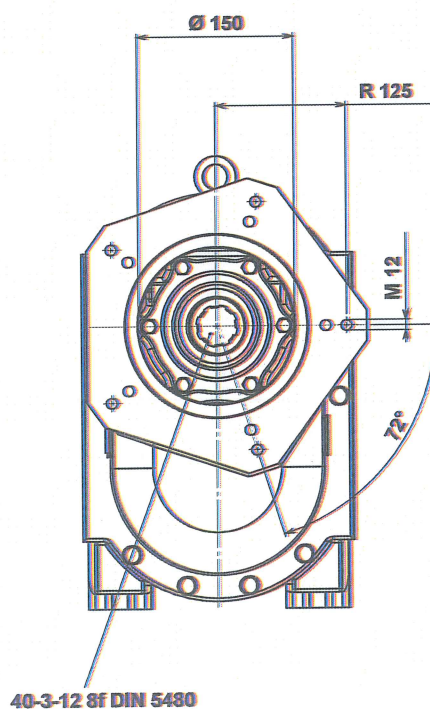
Hydraulic Motor connection BR EVO /H 90 - 170 - 260
Flangiatura Motore Idraulico BR EVO /H 90 - 170 - 260

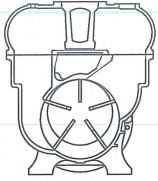


Hydraulic Motor connection BR /HM 40 - 80 - 120 - 160
Flangiatura Motore Idraulico BR /HM 40 - 80 - 120 - 160



Hydraulic Motor connection BR /H 200 - 240 - 280
Flangiatura Motore Idraulico BR /H 200 - 240 - 280

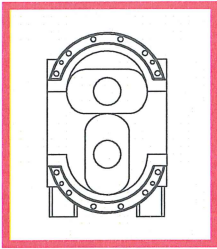





Rotary vanes vacuum pump



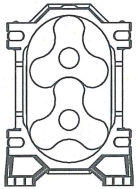
Centrifugal pump




Rotary positive displacement lobes pump



Rotary positive displacement lobes pump



Rotary lobes vacuum pump



Battioni®
Pagani
Pompe

Battioni Pagani Pompe S.p.A.
Via Cav. Enzo Ferrari, 2
43058 Ramoscello di Sorbolo (PR) - Italy

Ph. +39 0521 663203

Fax +39 0521 663206

www.battionipaganipompe.it
info@battionipaganipompe.it

LOGO FSC
IN INGLESE